

# **School Education Statistics**

## **2021-22**

**Andaman and Nicobar Islands**

**Statistical Section**  
**Directorate of Education**  
**Port Blair – 744103**  
**03192-231939**

## INDEX (2021-22)

Table No.	Content	Page
<b>1.</b>	<b>Literacy</b>	
1.1	Literates	1
1.2	Literacy Rate 1961 – 2011	1
1.3	District-Wise Literacy Rate – 2011	3
1.4	Ranking of Andaman & Nicobar Island by Literacy in India	3
1.5	Literacy Rates Decadal difference in Literacy Rate by Sex – 2001-2011	3
<b>2.</b>	<b>Educational Institutions in A &amp; N Islands</b>	
2.1	Area-Wise Urban/Rural Schools	4
2.2	Schools by Management	4
2.3	Management-Wise Educational Institutions in Urban Area	5
2.4	Management – Wise Educational Institutions in Rural Area	5
2.5	District-Wise No. of Educational Institutions	6
2.6	District-Wise No. of Schools in Tribal Area	6
2.7	District-Wise No. of Administration Schools	7
2.8	District /Management –Wise Educational Institutions (Type-wise)	7-8
2.9	Zone-Wise No. of Educational Institutions	9
2.10	Zone-Wise No. of Administration Schools	10
2.11	Zone-wise No. of Private-unaided School	11
2.12	Zone-wise No. Of Govt-aided Schools	12
2.13	Zone-wise No. Of Central School	13
2.14	Zone-wise Zilla Parishad/ Nagar Palika School	14
2.15	District-Wise Stage-Wise Administration Schools	15
2.16	Stream-Wise No. of Schools at Sr. Secondary Stage	16
2.17	Growth of Administration School in A&N Islands	17
2.18	Growth of Schools in A & N Islands	18
2.19	No. of Schools Where Elementary level Education is available	20
2.20	Medium of Instructions in Schools	21
2.21	Island-Wise Educational Institutions	22
2.22	District-wise No. of Recognised Institutions	23
2.23	Zone-wise No. of Recognised Institutions	24
2.24	Islands not having Educational Institutions	25

<b>3</b>	<b>Enrolment</b>	
3.1	District & Stage-Wise Enrolment	26
3.2	Urban - Rural Enrolment	26
3.3	District, Class & Sex-Wise Enrolment	27
3.4	Zone-wise enrolment	28
3.5	Zone-wise Enrolment ( Administration School)	29
3.6	District, Management and Type-Wise Enrolment	30
3.7	District, Management and Stage-Wise Enrolment	31
3.8	Management/Religion-Wise Enrolment in School	33-34
3.9	District, Class – Sex Wise Enrolment (Administration School)	35
3.10	Class-Wise Enrolment 2012-13 to 2021-22	36
3.11	Districts/Class-Wise Enrolment of Minorities in Schools	37
3.12	Gender Parity in Enrolment	38
3.13	Enrolment of Children With Special Needs	40
3.14	Stage-Wise Enrolment -2004-2005 to 2021-22	41
3.15	Stage – Wise Enrolment (Administration) 2007-08 to 2021-22	42
3.16	District-Wise, Type-Wise Enrolment	43
3.17	Enrolment by Type of Schools – 2005-06 to 2021-22	44
3.18	Stream-Wise Stage-Wise Enrolment	45
3.19	Stream-Wise Management Wise Enrolment	45
3.20	Medium-Wise Enrolment	46
3.21	Medium-Wise Enrolment (Management-Wise)	46
3.22	Island-Wise Enrolment	47
3.23	District & Stage-Wise ST Enrolment	48
3.24	Stage-Wise ST Enrolment	48
3.25	District/Class-Wise Enrolment of ST in Schools	49
3.26	Management/District -Wise Enrolment of ST in schools	50
3.27	District/Stage-Wise OBC Enrolment	51
3.28	Stage-wise OBC enrolment	51
3.29	District/Class-Wise Enrolment of OBC in Schools	52
3.30	Management/District-Wise Enrolment of OBC in Schools	53

<b>4.</b>	<b>Teachers</b>	
4.1	No. of Teachers	54
4.2	District-Wise Teachers	54
4.3	District-Wise Teachers (Administration)	55
4.4	Urban – Rural Teachers	55
4.5	No. of Teachers (Administration) 2009-10 to 2021-22	56
4.6	Number of Teachers 2002-03 to 2021-22	57
4.7	Zone – wise No. of Teachers	59
4.8	Zone-wise No. of Teachers (Administration)	60
4.9	Management-Wise Pupil Teacher Ratio (PTR)	61
4.10	Island-Wise Teachers	62
4.11	District/Management wise Teachers (Type-wise)	63
4.12	No. of ST Teachers	64
4.13	District/ Gender Wise ST Teachers	64
4.14	Management-Wise ST Teachers	65
4.15	Category-Wise Teachers	66
<b>5.</b>	<b>Results</b>	
5.1	Results of CBSE Class X & Class XII Examination – 2001-02 to 2021-22	67
5.2	All India Secondary & Sr. Secondary Examination Result 2014-15 to 2021-22	68
5.3	Zone-wise Secondary (Class-X) Examination Result	69
5.4	District-wise Secondary (Class – X) Examination result	69
5.5	Zone-wise Sr. Secondary (Class-XII) Examination result	70
5.6	District-wise Sr. Secondary (Class-XII) Examination result	70
5.7	Management-Wise Secondary & Sr. Secondary Examination Results – 2021-22	71
5.8	Year-Wise No. of Students Appeared & Passed in Class XII in Science, Arts & Commerce	72
<b>6.</b>	<b>Infrastructure Facilities in Schools</b>	
6.1	Infrastructure facilities in Schools	73-74
6.2	Infrastructure facilities in Administration Schools	75-76
<b>7.</b>	<b>Indicators</b>	
7.1	Stage-Wise Drop-Out Rate 2002-03 to 2021-22	77
7.2	District-Wise Drop Out Rate	78
7.3	Grade-Wise Promotion & Repetition Rates	78
7.4	Retention Rate	79
7.5	Transition Rate – 2016-17 to 2021-22	79
7.6	Percentage of Girls to Total Enrolment & GPI in Enrolment	80
7.7	Gross Enrolment ratio (GER) & Net Enrolment ratio (NER) 2021-22	80
7.8	Gross Enrolment Ratio & Net Enrolment Ratio 2006-07 to 2021-22	81

<b>8</b>	<b>Library</b>	
8.1	Membership of State Library	82
8.2	No. of Books, News Papers & Magazines in State Library	83

## INDEX

<b>Table No.</b>	<b>Content</b>	<b>Page</b>
1.	Higher & Vocational Institutions in A & N Islands	1
2.	Details of Higher & Technical Institutions	2-3
3.	Details of Courses Offered, Eligibility and Duration	4-8
4.	Institution-Wise Enrolment and Teachers	9
5.	Institution-Wise ST Enrolment & Teachers	10
6.	Institution-Wise OBC Enrolment & Teachers	11
7.	Final Year Examination Result	12
8.	Final Year Examination Result of ST students	13
9.	Hostel Facilities in Higher & Technical Institutions	14
10.	No. of Inmates in Hostel	15

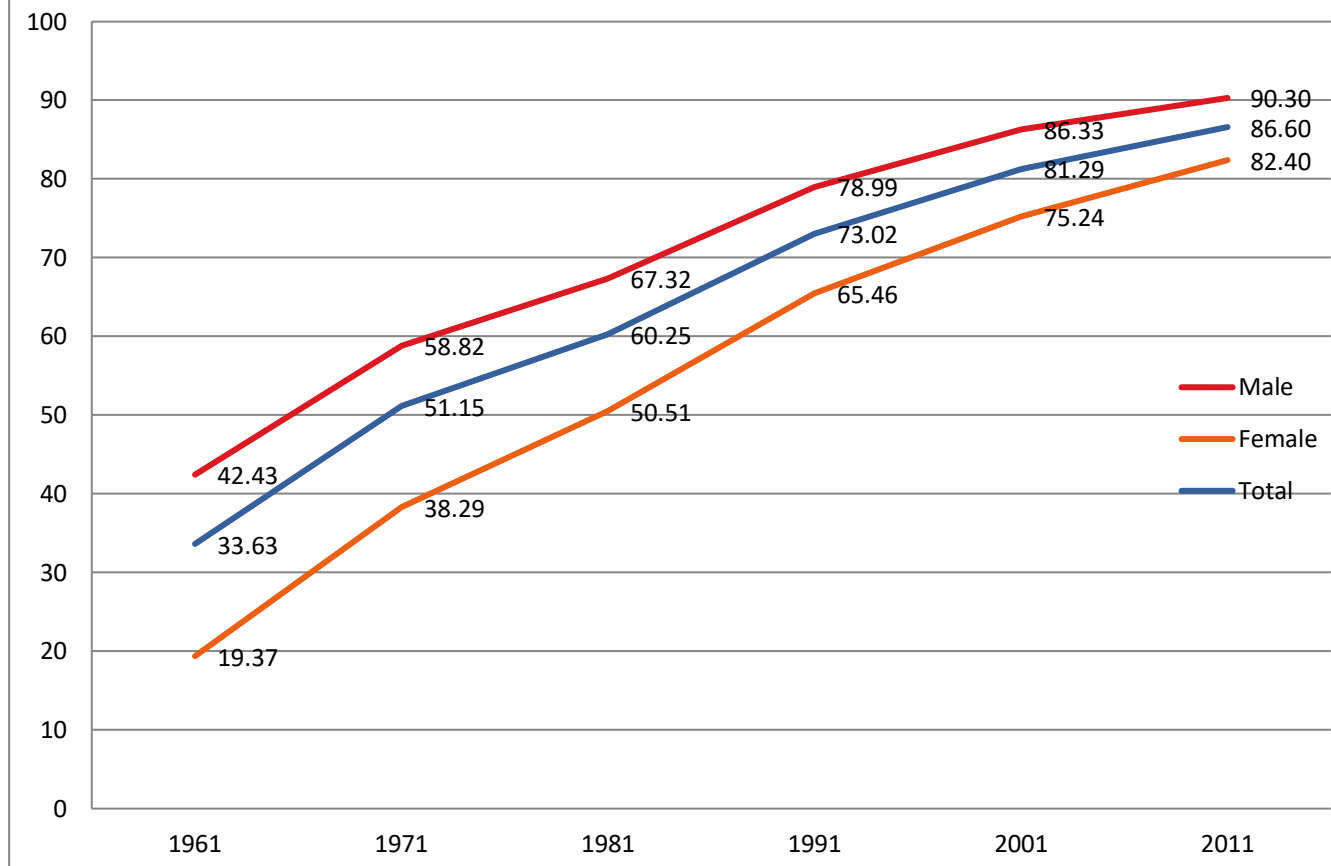
**1. LITERACY****TABLE 1.1 LITERATES****(CENSUS 2011)**

<b>POPULATION</b>	<b>MALE</b>	<b>FEMALE</b>	<b>TOTAL</b>
	202871	177710	380581
Population age 7 and above	182101	157602	339703
Literate Population	164377	129904	294281
Literacy Rate	90.30	82.40	86.60

**TABLE 1.2 LITERACY RATE 1961 - 2011**

<b>YEAR</b>	<b>MALE</b>	<b>FEMALE</b>	<b>TOTAL</b>
1961	42.43	19.37	33.63
1971	58.82	38.29	51.15
1981	67.32	50.51	60.25
1991	78.99	65.46	73.02
2001	86.33	75.24	81.29
2011	90.30	82.40	86.60

# LITERACY RATE





**TABLE 1.3 DISTRICT-WISE LITERACY RATE - 2011**

<b>DISTRICT</b>	<b>MALE</b>	<b>FEMALE</b>	<b>TOTAL</b>
South Andaman	92.10	85.50	89.10
N & M Andaman	88.36	79.05	83.90
Nicobars	83.30	71.05	78.05

**TABLE 1.4 RANKING OF ANDAMAN & NICOBAR ISLANDS BY LITERACY IN INDIA**

<b>2011</b>	<b>MALE</b>	<b>FEMALE</b>	<b>TOTAL</b>
RANK IN INDIA	11 <sup>TH</sup>	6 <sup>TH</sup>	10 <sup>TH</sup>

**TABLE 1.5 LITERACY RATES & DECADAL DIFFERENCE IN LITERACY RATES BY SEX 2001-2011**

<b>2011</b>		<b>GAP IN LITERACY RATES</b>	<b>DECADAL DIFFERENCE IN LITERACY RATES</b>	
<b>MALE</b>	<b>FEMALE</b>		<b>MALE</b>	<b>FEMALE</b>
<b>90.30</b>	82.40	7.90	3.97	7.16

## 2. EDUCATIONAL INSTITUTIONS IN A& N ISLANDS

**TABLE 2.1 AREA-WISE URBAN/RURAL SCHOOLS - 2021-22**

STAGE	SCHOOLS		
	URBAN	RURAL	TOTAL
Pre-Primary	22	8	30
Primary	16	202	218
Middle	10	66	76
Secondary	9	44	53
Sr. Secondary	23	46	69
Total	80	366	446

**TABLE 2.2 SCHOOLS BY MANAGEMENT - 2021-22**

MANAGEMENT	TYPE OF SCHOOLS					
	PRE-PRIMARY	PRIMARY	MIDDLE	SECONDARY	SR. SECONDARY	TOTAL
Administration	0	183	57	40	49	329
Central Govt.	0	0	0	2	3	5
Local Body	0	2	0	4	2	8
Aided	0	0	0	0	2	2
Private Unaided	30	33	19	7	13	102
Total	30	218	76	53	69	446

**TABLE 2.3 MANAGEMENT WISE EDUCATIONAL INSTITUTIONS IN URBAN AREA - 2021-22**

MANAGEMENT	TYPE OF SCHOOLS					
	PRE-PRIMARY	PRIMARY	MIDDLE	SECONDARY	SR. SECONDARY	TOTAL
Administration	0	7	6	5	11	29
Central Govt.	0	0	0	0	2	2
Local Body	0	0	0	1	0	1
Aided	0	0	0	0	1	1
Private Unaided	22	9	4	3	9	47
<b>Total</b>	<b>22</b>	<b>16</b>	<b>10</b>	<b>9</b>	<b>23</b>	<b>80</b>

**TABLE 2.4 MANAGEMENT WISE EDUCATIONAL INSTITUTIONS IN RURAL AREA - 2021-22**

MANAGEMENT	TYPE OF SCHOOLS					
	PRE-PRIMARY	PRIMARY	MIDDLE	SECONDARY	SR. SECONDARY	TOTAL
Administration	0	176	51	35	38	<b>300</b>
Central Govt.	0	0	0	2	1	<b>3</b>
Local Body	0	2	0	3	2	<b>7</b>
Aided	0	0	0	0	1	<b>1</b>
Private Unaided	8	24	15	4	4	<b>55</b>
<b>Total</b>	<b>8</b>	<b>202</b>	<b>66</b>	<b>44</b>	<b>46</b>	<b>366</b>

**TABLE 2.5 DISTRICT - WISE NUMBER OF EDUCATIONAL INSTITUTIONS - 2021-22**

DISTRICT	TYPE OF SCHOOLS					
	PRE-PRIMARY	PRIMARY	MIDDLE	SECONDARY	SR. SECONDARY	TOTAL
S. Andaman	27	78	36	20	41	<b>202</b>
N & M Andaman	3	109	31	24	19	<b>186</b>
Nicobar	0	31	9	9	9	<b>58</b>
<b>Total</b>	<b>30</b>	<b>218</b>	<b>76</b>	<b>53</b>	<b>69</b>	<b>446</b>

**TABLE 2.6 DISTRICT WISE NUMBER OF EDUCATIONAL INSTITUTIONS IN TRIBAL AREA - 2021-22**

DISTRICT	TYPE OF SCHOOLS					
	PRE-PRIMARY	PRIMARY	MIDDLE	SECONDARY	SR. SECONDARY	TOTAL
S. Andaman	-	-	1	-	-	1
N & M Andaman	-	-	1	-	-	1
Nicobar	-	21	7	8	7	43
<b>Total</b>	-	<b>21</b>	<b>9</b>	<b>8</b>	<b>7</b>	<b>45</b>

**TABLE 2.7 DISTRICT-WISE NO. OF ADMINISTRATION SCHOOLS - 2021-22**

DISTRICT	TYPE OF SCHOOLS					
	PRE-PRIMARY	PRIMARY	MIDDLE	SECONDARY	SR. SECONDARY	TOTAL
S. Andaman	0	54	25	13	23	<b>115</b>
N & M Andaman	0	99	24	19	17	<b>159</b>
Nicobar	0	30	8	8	9	<b>55</b>
<b>Total</b>	<b>0</b>	<b>183</b>	<b>57</b>	<b>40</b>	<b>49</b>	<b>329</b>

**TABLE 2.8 DISTRICT -WISE MANAGEMENT WISE EDUCATIONAL INSTITUTIONS - 2021-22**

Management- wise	TYPE OF SCHOOLS					
	Pre-Primary	Primary	Middle	Secondary	Sr. Secondary	Total
<b>SOUTH ANDAMAN DISTRICT</b>						
Administration	0	54	25	13	23	115
Central Govt.	0	0	0	1	2	3
Aided	0	0	0	0	2	2
Private Unaided	27	22	11	5	13	78
Local Body						
Zilla Parishad	0	2	0	0	1	3
Nagar Palika	0	0	0	1	0	1
Total	27	78	36	20	41	202
<b>NORTH AND MIDDLE ANDAMAN</b>						
Administration	0	99	24	19	17	159
Central Govt.	0	0	0	0	1	1
Aided	0	0	0	0	0	0
Private Unaided	3	10	7	2	0	22

Local Body						
Zilla Parishad	0	0	0	3	1	4
Nagar Palika	0	0	0	0	0	0
<b>Total</b>	<b>3</b>	<b>109</b>	<b>31</b>	<b>24</b>	<b>19</b>	<b>186</b>
<b>NICOBAR</b>						
Administration	0	30	8	8	9	55
Central Govt.	0	0	0	1	0	1
Aided						0
Private Unaided	0	1	1	0	0	2
Local Body						
Zilla Parishad	0	0	0	0	0	0
Nagar Palika	0	0	0	0	0	0
<b>Total</b>	<b>0</b>	<b>31</b>	<b>9</b>	<b>9</b>	<b>9</b>	<b>58</b>
<b>GRANT TOTAL</b>	<b>30</b>	<b>218</b>	<b>76</b>	<b>53</b>	<b>69</b>	<b>446</b>

**TABLE 2.9 ZONE-WISE NO. OF EDUCATIONAL INSTITUTIONS - 2021-22**

<b>ZONE</b>	<b>TYPE OF SCHOOLS</b>					
	<b>PRE-PRIMARY</b>	<b>PRIMARY</b>	<b>MIDDLE</b>	<b>SECONDARY</b>	<b>SR. SECONDARY</b>	<b>TOTAL</b>
S. Andaman	23	40	23	11	30	127
Wimberly Gunj	3	31	8	7	9	58
Little Andaman	1	7	5	2	2	17
Rangat	2	44	14	10	9	79
Mayabunder	1	24	7	4	3	39
Diglipur	0	41	10	10	7	68
Car Nicobar	0	5	2	5	3	15
Nancowry	0	16	5	3	4	28
Campbell bay	0	10	2	1	2	15
<b>Total</b>	30	218	76	53	69	446

**TABLE 2.10 ZONE-WISE NO. OF ADMINISTRATION SCHOOLS - 2021-22**

<b>ZONE</b>	<b>TYPE OF SCHOOLS</b>					
	<b>PRE-PRIMARY</b>	<b>PRIMARY</b>	<b>MIDDLE</b>	<b>SECONDARY</b>	<b>SR. SECONDARY</b>	<b>TOTAL</b>
S. Andaman	0	26	18	6	16	66
Wimberly Gunj	0	24	4	5	5	38
Little Andaman	0	4	3	2	2	11
Rangat	0	37	12	7	8	64
Mayabunder	0	23	4	3	3	33
Diglipur	0	39	8	9	6	62
Car Nicobar	0	5	2	4	3	14
Nancowry	0	15	5	3	4	27
Campbell bay	0	10	1	1	2	14
<b>Total</b>	0	<b>183</b>	<b>57</b>	<b>40</b>	<b>49</b>	<b>329</b>



**TABLE 2.11 ZONE-WISE NO. OF PRIVATE UNAIDED SCHOOLS - 2021-22**

<b>ZONE</b>	<b>TYPE OF SCHOOLS</b>					
	<b>PRE-PRIMARY</b>	<b>PRIMARY</b>	<b>MIDDLE</b>	<b>SECONDARY</b>	<b>SR. SECONDARY</b>	<b>TOTAL</b>
S. Andaman	23	14	5	3	10	55
Wimberly Gunj	3	5	4	2	3	17
Little Andaman	1	3	2	0	0	6
Rangat	2	7	2	1	0	12
Mayabunder	1	1	3	0	0	5
Diglipur	0	2	2	1	0	5
Car Nicobar	0	0	0	0	0	0
Nancowry	0	1	0	0	0	1
Campbell bay	0	0	1	0	0	1
<b>Total</b>	30	33	19	7	13	102

**TABLE 2.12 ZONE-WISE NO. OF AIDED SCHOOLS - 2021-22**

ZONE	TYPE OF SCHOOLS					
	PRE-PRIMARY	PRIMARY	MIDDLE	SECONDARY	SR. SECONDARY	TOTAL
S. Andaman	--	--	--	--	1	1
Wimberly Gunj	--	--	--	--	1	1
Little Andaman	--	--	--	--	--	--
Rangat	--	--	--	--	--	--
Mayabunder	--	--	--	--	--	--
Diglipur	--	--	--	--	--	--
Car Nicobar	--	--	--	--	--	--
Nancowry	--	--	--	--	--	--
Campbell bay	--	--	--	--	--	--
<b>Total</b>	--	--	--	--	<b>2</b>	<b>2</b>

**TABLE 2.13 ZONE-WISE NO. OF CENTRAL SCHOOLS - 2021-22**

ZONE	TYPE OF SCHOOLS					
	PRE-PRIMARY	PRIMARY	MIDDLE	SECONDARY	SR. SECONDARY	TOTAL
S. Andaman	-	-	-	-	2	2
Wimberly Gunj	-	-	-	-	-	-
Little Andaman	-	-	-	-	-	-
Rangat	-	-	-	-	-	-
Mayabunder	-	-	-	-	-	-
Diglipur	-	-	-	-	-	-
Car Nicobar	-	-	-	-	-	-
Nancowry	-	-	-	-	-	-
Campell bay	-	-	-	-	-	-
<b>Total</b>	-	-	-	-	2	2

**TABLE 2.14 ZONE-WISE NO. OF ZILLA PARISHAD/NAGAR PALIKA SCHOOLS - 2021-22**

ZONE	TYPE OF SCHOOLS					
	PRE-PRIMARY	PRIMARY	MIDDLE	SECONDARY	SR. SECONDARY	TOTAL
S. Andaman	-	-	-	1	1	2
Wimberly Gunj	-	2	-	-	-	2
Little Andaman	-	-	-	-	-	-
Rangat	-	-	-	2	-	2
Mayabunder	-	-	-	1	-	1
Diglipur	-	-	-	-	1	1
Car Nicobar	-	-	-	-	-	-
Nancowry	-	-	-	-	-	-
Campbell bay	-	-	-	-	-	-
<b>Total</b>	-	2	-	4	2	8

**TABLE 2.15 DISTRICT-WISE STAGE-WISE ADMINISTRATION SCHOOLS - 2021-22**

SL.NO	STAGE	NO. OF SCHOOLS			
		S. ANDAMAN	N & M ANDAMAN	NICOBAR	TOTAL
1.	Primary School - (PP-V)	0	0	0	0
2.	Primary School - (I-V)	54	99	30	183
3.	Middle School - (PP-VIII)	0	0	0	0
4.	Middle School - (I-VIII)	25	24	8	57
5.	Secondary School - (PP-X)	0	0	0	0
6.	Secondary School - (I-X)	11	19	8	38
7.	Secondary School - (VI-X)	2	0	0	2
8.	Sr. Secondary School - (PP-XII)	0	0	0	0
9.	Sr. Secondary School - (I-XII)	17	9	4	30
10.	Sr. Secondary School - (VI-XII)	3	7	5	15
11.	Sr. Secondary School - (IX-XII)	3	1	0	4
	<b>Total</b>	115	159	55	329

**TABLE 2.16 STREAM-WISE NO. OF SCHOOLS AT SR. SECONDARY STAGE – 2021-22**

<b>MANAGEMENT</b>	<b>NO. OF SCHOOLS</b>			
	<b>SCIENCE</b>	<b>HUMANITIES</b>	<b>COMMERCE</b>	<b>VOCATIONAL</b>
Administration	22	46	19	1
Central Govt.	3	3	3	0
Local Body	2	0	0	0
Aided	2	2	1	0
Private Unaided	12	6	9	0
<b>Total</b>	<b>41</b>	<b>57</b>	<b>32</b>	<b>1</b>

**TABLE 2.17 GROWTH OF ADMINISTRATION SCHOOLS IN A & N ISLANDS**

YEAR	TYPE OF SCHOOLS					
	PRE-PRIMARY	PRIMARY	MIDDLE	SECONDARY	SR. SECONDARY	TOTAL
2003-04	--	188	49	41	41	319
2004-05	--	189	49	42	41	321
2005-06	--	191	49	43	41	324
2006-07	--	187	50	42	41	320
2007-08	--	190	50	42	41	323
2008-09	--	172	52	40	42	306*
2009-10	--	174	53	40	42	309
2010-11	--	173	50	41	42	306
2011-12		169	60	40	44	313
2012-13	--	187	61	41	45	334
2013-14	--	187	59	43	45	334
2014-15	--	182	60	42	46	330
2015-16	--	183	58	42	47	330
2016-17	--	184	58	40	48	330
2017-18	--	182	57	41	48	328
2018-19	--	182	57	40	49	328
2019-20	--	183	57	40	49	329
2020-21	--	183	57	40	49	329
2021-22	--	183	57	40	49	329

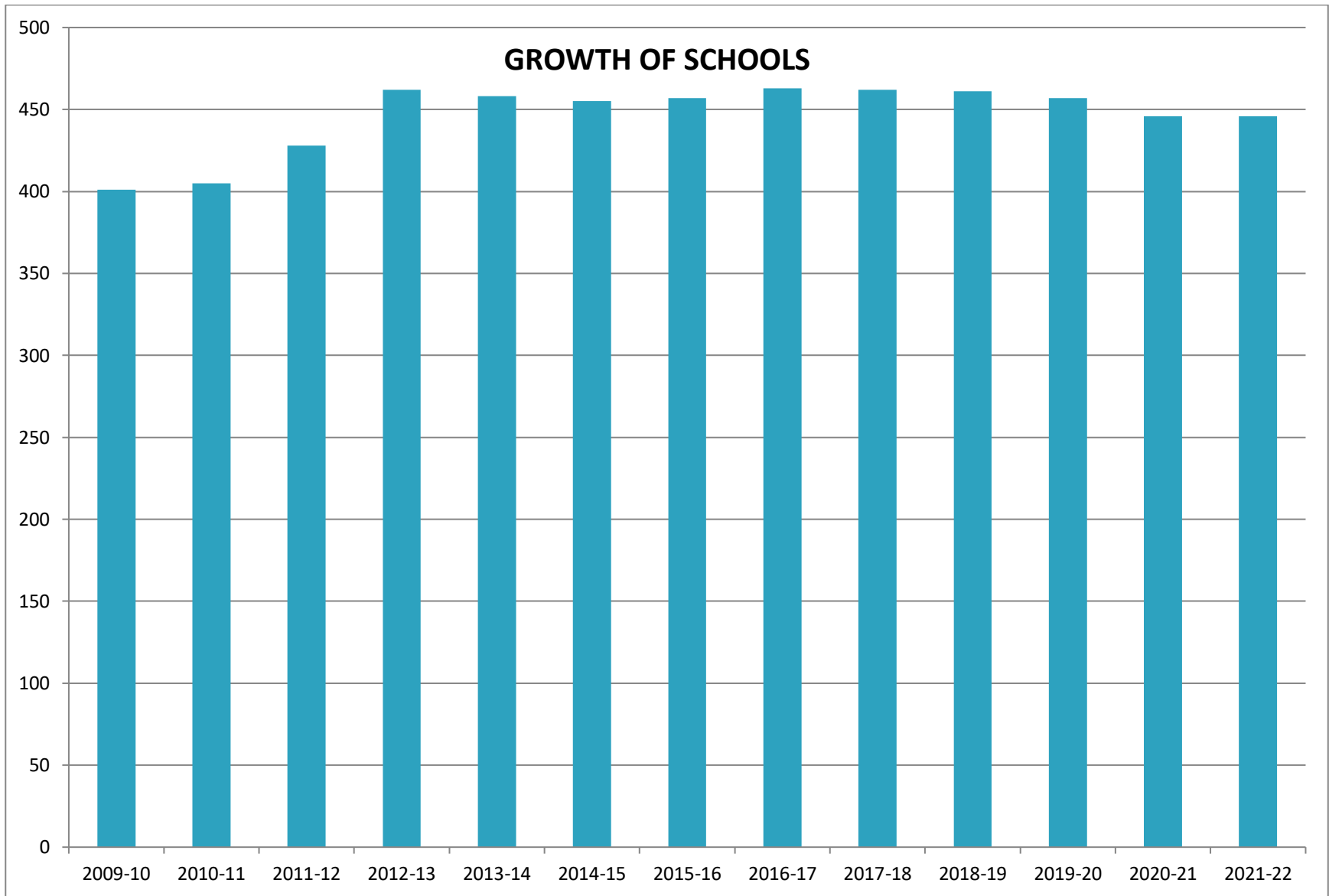
\*NON FUNCTIONAL SCHOOLS AFTER TSUNAMI DELETED FROM SCHOOL LIST

**TABLE 2.18 GROWTH OF SCHOOLS IN A & N ISLANDS**

YEAR	TYPE OF SCHOOLS					
	PRE-PRIMARY	PRIMARY	MIDDLE	SECONDARY	SR. SECONDARY	TOTAL
1985-86	18	181	43	20	24	286
1995-96	23	188	43	36	42	332
2005-06	24	213	60	48	49	394
2006-07	21	215	64	45	51	396
2007-08	25	226	64	44	53	412
2008-09	25	205	69	44	53	396*
2009-10	27	208	68	45	53	401
2010-11	27	212	67	46	53	405
2011-12	34	217	76	45	56	428
2012-13	49	230	77	49	57	462
2013-14	45	228	76	52	57	458
2014-15	41	224	81	51	58	455
2015-16	43	218	84	52	60	457
2016-17	48	218	84	50	63	463
2017-18	45	219	82	51	65	462
2018-19	47	217	81	50	66	461
2019-20	39	222	76	53	67	457
2020-21	29	221	75	53	68	446
2021-22	30	218	76	53	69	446

\*Post Tsunami non-functional schools deleted from school list.





**TABLE 2.19 NUMBER OF SCHOOLS WHERE ELEMENTARY LEVEL EDUCATION IS AVAILABLE - 2021-22**

Area	Primary	U.Primary	Secondary	Secondary	Sr. Secondary	Sr. Secondary	Sr. Secondary	Total
	(I-V)	(I-VIII)	(I-X)	(VI-X)	(i-XII)	(VI-XII)	(IX-XII)	
<b>ADMINISTRATION</b>								
Urban	8	6	4	1	9	1	1	30
Rural	175	51	34	1	21	14	3	299
Total	183	57	38	2	30	15	4	329
<b>CENTRAL GOVT.</b>								
Urban	0	0	0	0	2	0	0	2
Rural	0	0		2		1		3
Total	0	0	0	2	2	1	0	5
<b>LOCAL BODY</b>								
Urban	0	0	1	0	0	0	0	1
Rural	2	0	3	0	2	0	0	7
Total	2	0	4	0	2	0	0	8
<b>GOVT. AIDED</b>								
Urban	0	0	0		1			1
Rural	0	0	0	0	1			1
Total	0	0	0	0	2	0	0	2
<b>PRIVATE UN-AIDED</b>								
Urban	9	5	2	0	9			25
Rural	24	14	5	0	4			47
Total	33	19	7	0	13	0	0	72
<b>TOTAL</b>								
Urban	17	11	7	1	21	1	1	59
Rural	201	65	42	3	28	15	3	357
<b>G. Total</b>	<b>218</b>	<b>76</b>	<b>49</b>	<b>4</b>	<b>49</b>	<b>16</b>	<b>4</b>	<b>416</b>

**TABLE 2.20 MEDIUM OF INSTRUCTIONS IN SCHOOLS - 2021-22**

Medium	Pre-Primary	Primary	Middle	Secondary	Sr. Secondary	Total
<b>Administration</b>						
English	0	104	31	28	43	206
Hindi	0	93	35	27	36	191
Tamil	0	0	2	2	8	12
Telugu	0	1	1	2	5	9
Bengali	0	59	22	13	17	111
<b>GOVT AIDED</b>						
English	0	0	0	0	2	2
Hindi	0	0	0	0	1	1
Tamil	0	0	0	0	0	0
Telugu	0	0	0	0	0	0
Bengali	0	0	0	0	0	0
<b>CENTRAL</b>						
English	0	0	0	2	3	5
Hindi	0	0	0	0	2	2
Tamil	0	0	0	0	0	0
Telugu	0	0	0	0	0	0
Bengali	0	0	0	0	0	0
<b>LOCAL BODY</b>						
English	0	2	0	4	2	8
Hindi	0	1	0	2	0	3
Tamil	0	0	0	0	0	0
Telugu	0	0	0	0	0	0
Bengali	0	0	0	0	0	0
<b>PRIVATE UNAIDED</b>						
English	30	33	19	7	13	102
Hindi	0	16	8	2	4	30
Tamil	0	2	0	0	0	2
Telugu	0	3	0	0	0	3
Bengali	0	1	1	0	0	2
<b>ALL MANAGEMENT</b>						
English	30	139	50	41	63	323
Hindi	0	110	43	31	43	227
Tamil	0	2	2	2	8	14
Telugu	0	4	1	2	5	12
Bengali	0	60	23	13	17	113

**TABLE 2.21 ISLAND-WISE EDUCATIONAL INSTITUTIONS - 2021-22**

<b>SLNO.</b>	<b>Name of Island</b>	<b>Pre-Primary</b>	<b>Primary</b>	<b>Middle</b>	<b>Secondary</b>	<b>Sr. Secondary</b>
<b>(A)</b>	<b>DIGLIPUR TEHSIL</b>					
	North Andaman Island	0	41	9	10	7
	Smith Island	0	0	1	0	0
<b>(B)</b>	<b>MAYABUNDER TEHSIL</b>					
	Middle Andaman (Part)	0	24	7	4	3
<b>(C)</b>	<b>RANGAT TEHSIL</b>					
	Middle Andaman (part)	3	38	11	9	7
	Long Island		0	0	0	1
	Striat Island	0	0	1	0	0
	Baratang Island	0	7	2	1	1
<b>(I)</b>	<b>N &amp; M Andaman District</b>	3	110	31	24	19
<b>(D)</b>	<b>PORT BLAIR TEHSIL</b>					
	South Andaman (Part)	22	38	19	11	27
	Swaraj Dweep	1	2	2	0	1
	Shaheed Dweep	0	1	1	0	1
<b>(E)</b>	<b>FERRARGUNJ TEHIL</b>					
	South Andaman (Part)	3	31	8	7	9
<b>(F)</b>	<b>LITTLE ANDAMAN TEHSIL</b>					
	Little Andaman Island	1	7	5	2	2
<b>(II)</b>	<b>South Andaman District</b>	27	79	35	20	40
<b>(G)</b>	<b>CAR NICOBAR TEHSIL</b>					
	Car Nicobar Island		5	2	5	3
<b>(H)</b>	<b>NANCOWRY TEHSIL</b>					
	Nancowry Island	0	5	0	0	1
	Kamorta Island	0	3	2	1	1
	Chowra Island	0	0	0	1	0
	Teressa Island	0	4	1	0	1
	Katchal Island	0	4	1	1	1
<b>(I)</b>	<b>CAMPELL BAY TEHSIL</b>					
	Little Nicobar Island		0	1	0	0
	Great Nicobar Island		10	2	1	2
<b>(III)</b>	<b>Nicobar District</b>	0	31	9	9	9
	<b>TOTAL (A &amp; N ISLANDS):</b>	30	220	75	53	68

**2.22 DISTRICT - WISE NO. OF RECOGNISED EDUCATIONAL INSTITUTIONS - 2021-22**

MANAGEMENT	TYPE OF SCHOOLS					
	PRE-PRIMARY	PRIMARY	MIDDLE	SECONDARY	SR. SECONDARY	TOTAL
<b>SOUTH ANDAMAN DISTRICT</b>						
Aided	0	0	0	0	2	2
Private Unaided	1	9	8	5	13	36
<b>Local Body</b>						
1. Zilla Parishad	0	1	0	0	1	2
2. Nagar Palika	0	0	0	1	0	1
<b>Total</b>	<b>1</b>	<b>10</b>	<b>8</b>	<b>6</b>	<b>16</b>	<b>41</b>
<b>NORTH &amp; MIDDLE ANDAMAN DISTRICT</b>						
Aided	0	0	0	0	0	0
Private Unaided va Unaided	0	7	7	2	0	16
<b>Local Body</b>						
1. Zilla Parishad	0	0	0	3	1	4
2. Nagar Palika	0	0	0	0	0	0
<b>Total</b>	<b>0</b>	<b>7</b>	<b>7</b>	<b>5</b>	<b>1</b>	<b>20</b>
<b>NICOBAR DISTRICT</b>						
Aided	0	0	0	0	0	0
Private Unaided	0	1	1	0	0	2
<b>Local Body</b>						
1. Zilla Parishad	0	0	0	0	0	0
2. Nagar Palika	0	0	0	0	0	0
<b>TOTAL</b>	<b>0</b>	<b>1</b>	<b>1</b>	<b>0</b>	<b>0</b>	<b>2</b>
<b>Grand Total</b>	<b>1</b>	<b>18</b>	<b>16</b>	<b>11</b>	<b>17</b>	<b>63</b>

**2.23 ZONE -WISE NO. OF RECOGNISED EDUCATIONAL INSTITUTIONS - 2021-22**

ZONE	TYPE OF SCHOOLS					
	PRE-PRIMARY	PRIMARY	MIDDLE	SECONDARY	SR. SECONDARY	TOTAL
S. Andaman	1	4	2	4	12	23
Wimberly Gunj	0	4	4	2	4	14
Little Andaman	0	2	2	0	0	4
Rangat	0	4	2	3	0	9
Mayabunder	0	1	3	1	0	5
Diglipur	0	2	2	1	1	6
Car Nicobar	0	0	0	0	0	0
Nancowry	0	1	0	0	0	1
Campbell bay	0	0	1	0	0	1
<b>Total</b>	<b>1</b>	<b>18</b>	<b>16</b>	<b>11</b>	<b>17</b>	<b>63</b>

**2.24 ISLANDS NOT HAVING EDUCATIONAL INSTITUTIONS**

<b>SL. NO</b>	<b>NAME OF ISLAND</b>
<b>1.</b>	NARCONDUM ISLAND
<b>2.</b>	EAST ISLAND
<b>3.</b>	STEWART ISLAND
<b>4.</b>	CURLEW ISLAND
<b>5.</b>	AVES ISLAND
<b>6.</b>	INTERVIEW ISLAND
<b>7.</b>	NORTH PASSAGE ISLAND
<b>8.</b>	JOHN LAWRENCE ISLAND
<b>9.</b>	NORTH SENTINEL ISLAND
<b>10.</b>	FLAT BAY ISLAND
<b>11.</b>	VIPER ISLAND
<b>12.</b>	SPIKE ISLAND
<b>13.</b>	CINQUE ISLAND
<b>14.</b>	BAMBOOKA ISLAND
<b>15.</b>	TRINKET ISLAND
<b>16.</b>	TILANGCHANG ISLAND
<b>17.</b>	KONDUL ISLAND
<b>18.</b>	PILOMILOW ISLAND

**ENROLMENT****TABLE 3.1 DISTRICT AND STAGE WISE ENROLMENT - 2021-22**

DISTRICT	ALL MANAGEMENT					
	PRE-PRIMARY	PRIMARY	MIDDLE	SECONDARY	SR. SECONDARY	TOTAL
<b>South Andaman</b>	5846	17079	11355	7451	7358	<b>49089</b>
<b>N &amp; M Andaman</b>	2160	6500	4732	3256	3368	<b>20016</b>
<b>Nicobar</b>	450	2385	1632	1103	757	<b>6327</b>
<b>Total</b>	<b>8456</b>	<b>25964</b>	<b>17719</b>	<b>11810</b>	<b>11483</b>	<b>75432</b>

**TABLE 3.2 URBAN - RURAL ENROLMENT - 2021-22**

STAGE	URBAN			RURAL			TOTAL		
	MALE	FEMALE	TOTAL	MALE	FEMALE	TOTAL	MALE	FEMALE	TOTAL
<b>Pre-Primary</b>	728	687	1415	86	70	156	814	757	1571
<b>Primary</b>	770	661	1431	3862	3857	7719	4632	4518	9150
<b>Middle</b>	1042	965	2007	3432	3232	6664	4474	4197	8671
<b>Secondary</b>	2180	1938	4118	4016	3982	7998	6196	5920	12116
<b>Sr. Secondary</b>	11576	11191	22767	10658	10499	21157	22234	21690	43924
<b>Total</b>	<b>16296</b>	<b>15442</b>	<b>31738</b>	<b>22054</b>	<b>21640</b>	<b>43694</b>	<b>38350</b>	<b>37082</b>	<b>75432</b>



**TABLE 3.3 DISTRICT CLASS & SEX-WISE ENROLMENT - 2021-22**

CLASS	SOUTH ANDAMAN			N & M ANDAMAN			NICOBAR			TOTAL		
	Boys	Girls	Total	Boys	Girls	Total	Boys	Girls	Total	Boys	Girls	Total
<b>Pre-Primary</b>	2973	2873	<b>5846</b>	1061	1099	<b>2160</b>	229	221	<b>450</b>	4263	4193	<b>8456</b>
<b>Class - I</b>	1625	1427	<b>3052</b>	547	554	<b>1101</b>	219	198	<b>417</b>	2391	2179	<b>4570</b>
<b>Class - II</b>	1596	1555	<b>3151</b>	482	453	<b>935</b>	164	200	<b>364</b>	2242	2208	<b>4450</b>
<b>Class - III</b>	1907	1752	<b>3659</b>	733	718	<b>1451</b>	245	287	<b>532</b>	2885	2757	<b>5642</b>
<b>Class - IV</b>	1830	1739	<b>3569</b>	774	770	<b>1544</b>	286	261	<b>547</b>	2890	2770	<b>5660</b>
<b>Class - V</b>	1863	1786	<b>3649</b>	758	710	<b>1468</b>	264	261	<b>525</b>	2885	2757	<b>5642</b>
<b>(I - V)</b>	8821	8259	<b>17080</b>	3294	3205	<b>6499</b>	1178	1207	<b>2385</b>	13293	12671	<b>25964</b>
<b>Class - VI</b>	1969	1756	<b>3725</b>	843	807	<b>1650</b>	286	250	<b>536</b>	3098	2813	<b>5911</b>
<b>Class - VII</b>	1891	1844	<b>3735</b>	765	734	<b>1499</b>	267	279	<b>546</b>	2923	2857	<b>5780</b>
<b>Class - VIII</b>	1981	1917	<b>3898</b>	804	776	<b>1580</b>	282	268	<b>550</b>	3067	2961	<b>6028</b>
<b>(VI-VIII)</b>	5841	5517	<b>11358</b>	2412	2317	<b>4729</b>	835	797	<b>1632</b>	9088	8631	<b>17719</b>
<b>Class - IX</b>	1846	1904	<b>3750</b>	836	838	<b>1674</b>	290	285	<b>575</b>	2972	3027	<b>5999</b>
<b>Class - X</b>	1947	1754	<b>3701</b>	801	781	<b>1582</b>	256	272	<b>528</b>	3004	2807	<b>5811</b>
<b>(IX-X)</b>	3793	3658	<b>7451</b>	1637	1619	<b>3256</b>	546	557	<b>1103</b>	5976	5834	<b>11810</b>
<b>Class - XI</b>	2150	1999	<b>4149</b>	1074	971	<b>2045</b>	247	218	<b>465</b>	3471	3188	<b>6659</b>
<b>Class - XII</b>	1515	1694	<b>3209</b>	600	723	<b>1323</b>	144	148	<b>292</b>	2259	2565	<b>4824</b>
<b>(XI-XII)</b>	<b>3665</b>	<b>3693</b>	<b>7358</b>	<b>1674</b>	<b>1694</b>	<b>3368</b>	<b>391</b>	<b>366</b>	<b>757</b>	5730	5753	<b>11483</b>
<b>(I-XII)</b>	<b>22120</b>	<b>21127</b>	<b>43247</b>	<b>9017</b>	<b>8835</b>	<b>17852</b>	<b>2950</b>	<b>2927</b>	<b>5877</b>	34087	32889	<b>66976</b>
<b>(PP-XII)</b>	<b>25093</b>	<b>24000</b>	<b>49093</b>	<b>10078</b>	<b>9934</b>	<b>20012</b>	<b>3179</b>	<b>3148</b>	<b>6327</b>	38350	37082	<b>75432</b>

**TABLE 3.4 ZONE-WISE ENROLMENT - 2021-22**

	<b>TYPE OF SCHOOLS</b>					
	<b>Pre-Primary</b>	<b>Primary</b>	<b>Middle</b>	<b>Secondary</b>	<b>Sr. Secondary</b>	<b>Total</b>
S. Andaman	1507	2272	3361	4436	26499	38079
Wimberly Gunj	36	1394	1114	1011	4293	7848
Little Andaman	22	475	472	434	1763	3166
Rangat	0	1394	1215	1776	3500	7881
Mayabunder	6	583	946	910	1389	3834
Diglipur	0	1632	864	1889	3912	8297
Car Nicobar	0	524	180	1130	1017	2851
Nancowry	0	572	449	457	538	2079
Campbell Bay	0	304	321	73	762	1397
<b>Total</b>	<b>1571</b>	<b>9150</b>	<b>8922</b>	<b>12116</b>	<b>43673</b>	<b>75432</b>

**TABLE 3.5 ZONE-WISE ENROLMENT (ADMINISTRATION SCHOOLS) - 2021-22**

ZONE	TYPE OF SCHOOLS					
	PRE-PRIMARY	PRIMARY	MIDDLE	SECONDARY	SR. SECONDARY	TOTAL
S. Andaman	0	1396	1869	2063	11247	16575
Wimberly Gunj	0	561	475	408	1828	3272
Little Andaman	0	223	154	434	1763	2574
Rangat	0	966	1025	997	3005	5993
Mayabunder	0	543	252	473	1389	2657
Diglipur	0	1423	470	1702	3148	6743
Car Nicobar	0	524	180	1015	1017	2736
Nancowry	0	504	449	457	538	2011
Campbell bay	0	304	108	73	762	1247
<b>Total</b>	<b>0</b>	<b>6444</b>	<b>4982</b>	<b>7622</b>	<b>24697</b>	<b>43745</b>

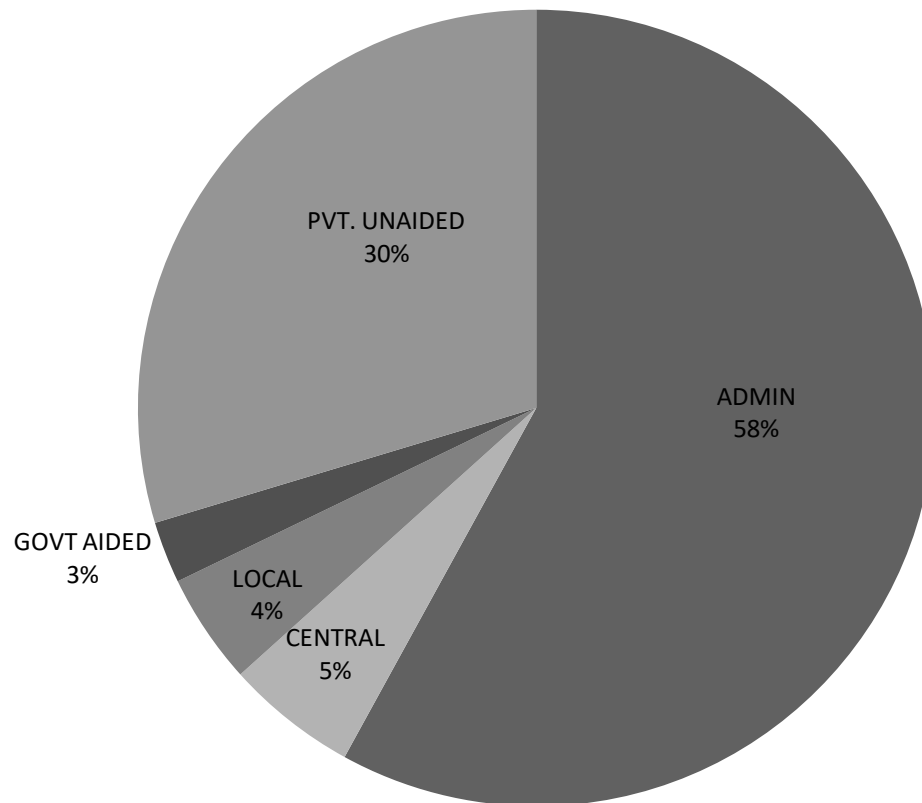
**TABLE 3.6 DISTRICT, MANAGEMENT AND TYPE WISE ENROLMENT - 2021-22**

District	Pre-Primary	Primary	Middle	Secondary	Sr. Secondary	Total
<b>ADMINISTRATION</b>						
S. Andaman	0	2180	2498	2905	14838	22421
N & M Andaman	0	2932	1747	3172	7542	15393
Nicobar	0	1332	737	1545	2317	5931
Total	0	6444	4982	7622	24697	43745
<b>CENTRAL GOVT./JNV</b>						
S. Andaman	0	0	0	179	3239	3418
N & M Andaman	0	0	0	0	495	495
Nicobar	0	0	0	115	0	115
Total	0	0	0	294	3734	4028
<b>LOCAL BODY</b>						
S. Andaman	0	215	0	572	800	1587
N & M Andaman	0	0	0	1044	764	1808
Nicobar	0	0	0	0	0	0
Total	0	215	0	1616	1564	3395
<b>GOVT. AIDED</b>						
S. Andaman	0	0	0	0	1891	1891
N & M Andaman	0	0	0	0	0	0
Nicobar	0	0	0	0	0	0
Total	0	0	0	0	1891	1891
<b>PRIVATE UN-AIDED</b>						
S. Andaman	1565	1746	2449	2225	11787	19772
N & M Andaman	6	677	1278	359	0	2320
Nicobar	0	68	213	0	0	281
Total	1571	2491	3940	2584	11787	22373
Grand Total	1571	9150	8922	12116	43673	75432

**TABLE 3.7 DISTRICT, MANAGEMENT AND STAGE WISE ENROLMENT - 2021-22**

District	Pre-Primary	Primary	Middle	Secondary	Sr. Secondary	Total
<b>ADMINISTRATION</b>						
S. Andaman	1674	6155	5540	4217	4839	22425
N & M Andaman	1441	4241	3713	2844	3150	15389
Nicobar	377	2228	1524	1045	757	5931
Total	3492	12624	10777	8106	8746	43745
<b>CENTRAL GOVT/JNV</b>						
S. Andaman	0	1324	898	596	600	3418
N & M Andaman	0	0	195	125	175	495
Nicobar	0	0	57	58	0	115
Total	0	1324	1150	779	775	4028
<b>LOCAL BODY</b>						
S. Andaman	174	845	371	171	26	1587
N & M Andaman	207	880	457	221	43	1808
Nicobar	0	0	0	0	0	0
Total	381	1725	828	392	69	3395
<b>GOVT. AIDED</b>						
S. Andaman	36	491	441	371	552	1891
N & M Andaman	0	0	0	0	0	0
Nicobar	0	0	0	0	0	0
Total	36	491	441	371	552	1891
<b>PRIVATE UN-AIDED</b>						
S. Andaman	3962	8265	4108	2096	1341	19772
N & M Andaman	512	1378	364	66	0	2320
Nicobar	73	157	51	0	0	281
Total	4547	9800	4523	2162	1341	22373
Grand Total	8456	25964	17719	11810	11483	75432

## SHARE OF ENROLMENT



**TABLE 3.8 MANAGEMENT/ RELIGION-WISE ENROLMENT IN SCHOOL 2021-22**

<b>ADMINISTRATION</b>						
Religion	Pre-Primary	Primary	Middle	Secondary	Sr. Secondary	Total
Muslim	177	823	714	505	506	2725
Christian	725	3203	2612	1990	1817	10347
Sikh	12	25	12	13	11	73
Buddhist	0	0	0	1	2	3
Parsi	0	0	0	0	0	0
Jain	0	0	0	0	0	0
<b>Total</b>	<b>914</b>	<b>4051</b>	<b>3338</b>	<b>2509</b>	<b>2336</b>	<b>13148</b>
<b>LOCAL BODY</b>						
Muslim	6	44	22	17	4	93
Christian	25	164	63	41	2	295
Sikh	1	5	3	0	0	9
Buddhist	0	0	0	0	0	0
Parsi	0	0	0	0	0	0
Jain	0	0	0	0	0	0
<b>Total</b>	<b>32</b>	<b>213</b>	<b>88</b>	<b>58</b>	<b>6</b>	<b>397</b>
<b>GOVT AIDED</b>						
Muslim	5	49	54	74	128	310
Christian	10	125	121	120	186	562
Sikh	0	0	0	0	2	2
Buddhist	0	0	0	0	0	0
Parsi	0	0	0	0	0	0
Jain	0	0	0	0	0	0
<b>Total</b>	<b>15</b>	<b>174</b>	<b>175</b>	<b>194</b>	<b>316</b>	<b>874</b>

<b>PRIVATE UNAIDED</b>						
Muslim	516	1523	756	362	211	3368
Christian	418	1524	677	315	149	3083
Sikh	13	67	43	15	4	142
Buddhist	4	4	7	0	0	15
Parsi	0	1	0	0	0	1
Jain	0	1	1	0	0	2
Total	951	3120	1484	692	364	6611
<b>CENTRAL GOVT.</b>						
Muslim	0	79	52	35	38	204
Christian	0	75	33	36	32	176
Sikh	0	12	15	8	8	43
Buddhist	0	0	1	0	0	1
Parsi	0	0	0	0	0	0
Jain	0	0	0	0	0	0
Total	0	166	101	79	78	424
<b>JNV</b>						
Muslim	0	0	5	5	0	10
Christian	0	0	49	50	12	111
Sikh	0	0	0	2	0	2
Buddhist	0	0	0	0	0	0
Parsi	0	0	0	0	0	0
Jain	0	0	0	0	0	0
Total	0	0	54	57	12	123



**TABLE 3.9 DISTRICTS, CLASS AND SEX-WISE ENROLMENT (ADMINISTRATION SCHOOL) - 2021-22**

Class	S. Andaman			Nicobar			N & M Andaman			TOTAL		
	Boys	Girls	Total	Boys	Girls	Total	Boys	Girls	Total	Boys	Girls	Total
Pre-Primary	862	812	1674	189	188	377	684	757	1441	1735	1757	3492
Class – I	485	424	909	200	178	378	312	363	675	997	965	1962
Class – II	442	418	860	150	178	328	222	217	439	814	813	1627
Class – III	755	715	1470	230	271	501	482	504	986	1467	1490	2957
Class – IV	687	702	1389	269	247	516	544	562	1106	1500	1511	3011
Class –V	754	773	1527	253	252	505	531	504	1035	1538	1529	3067
(I-V)	3123	3032	6155	1102	1126	2228	2091	2150	4241	6316	6308	12624
Class –VI	920	823	1743	267	234	501	655	626	1281	1842	1683	3525
Class –VII	868	930	1798	248	258	506	602	551	1153	1718	1739	3457
Class –VII	1007	992	1999	262	255	517	639	640	1279	1908	1887	3795
(VI-VIII)	2795	2745	5540	777	747	1524	1896	1817	3713	5468	5309	10777
Class – IX	1058	1081	2139	277	266	543	746	721	1467	2081	2068	4149
Class – X	1123	955	2078	248	254	502	697	680	1377	2068	1889	3957
(IX-X)	2181	2036	4217	525	520	1045	1443	1401	2844	4149	3957	8106
Class – XI	1465	1370	2835	247	218	465	1030	895	1925	2742	2483	5225
Class – XII	945	1059	2004	144	148	292	561	664	1225	1650	1871	3521
(XI-XII)	2410	2429	4839	391	366	757	1591	1559	3150	4392	4354	8746
(I-XII)	10509	10242	20751	2795	2759	5554	7021	6927	13948	20325	19928	40253
(PP-XII)	11371	11054	22425	2984	2947	5931	7705	7684	15389	22060	21685	43745

**TABLE 3.10 CLASS WISE ENROLMENTS 2013-14 TO 2021-22**

<b>Class</b>	<b>2013-14</b>	<b>2014-15</b>	<b>2015-16</b>	<b>2016-17</b>	<b>2017-18</b>	<b>2018-19</b>	<b>2019-20</b>	<b>2020-21</b>	<b>2021-22</b>
<b>Pre-Primary</b>	<b>10386</b>	<b>10884</b>	<b>11124</b>	<b>11428</b>	<b>11626</b>	<b>12550</b>	<b>11689</b>	8516	<b>8456</b>
<b>Class - I</b>	6453	6415	6259	6053	5976	5884	6029	4382	<b>4570</b>
<b>Class - II</b>	6404	6332	6295	6109	6016	5821	5799	5778	<b>4450</b>
<b>Class - III</b>	6393	6266	6288	6171	6071	5994	5863	5713	<b>5642</b>
<b>Class - IV</b>	6290	6345	6229	6184	6184	6004	5977	5705	<b>5660</b>
<b>Class -V</b>	6447	6267	6335	6161	6175	6132	5938	5842	<b>5642</b>
<b>(I-V)</b>	<b>31987</b>	<b>31625</b>	<b>31406</b>	<b>30678</b>	<b>30422</b>	<b>29835</b>	<b>29606</b>	<b>27420</b>	<b>25964</b>
<b>Class -VI</b>	6438	6385	6294	6252	6123	6155	6107	5886	<b>5911</b>
<b>Class -VII</b>	6562	6359	6273	6069	6192	6056	6086	6075	<b>5780</b>
<b>Class -VII</b>	6716	6458	6140	6146	6059	6046	5976	5998	<b>6028</b>
<b>(VI-VIII)</b>	<b>19716</b>	<b>19202</b>	<b>18707</b>	<b>18467</b>	<b>18374</b>	<b>18257</b>	<b>18169</b>	<b>17959</b>	<b>17719</b>
<b>Class - IX</b>	6728	7039	6890	6685	6931	8148	7462	6071	<b>5999</b>
<b>Class - X</b>	6551	5903	5929	5744	5329	3724	5375	7073	<b>5811</b>
<b>(IX-X)</b>	<b>13279</b>	<b>12942</b>	<b>12819</b>	<b>12429</b>	<b>12260</b>	<b>11872</b>	<b>12837</b>	<b>13144</b>	<b>11810</b>
<b>Class - XI</b>	6698	6555	5896	6001	5980	4460	3780	4826	<b>6659</b>
<b>Class - XII</b>	5083	5259	4865	4496	4565	4571	3735	3677	<b>4824</b>
<b>(XI-XII)</b>	<b>11781</b>	<b>11814</b>	<b>10761</b>	<b>10497</b>	<b>10545</b>	<b>9031</b>	<b>7515</b>	<b>8503</b>	<b>11483</b>
<b>(I-XII)</b>	<b>76763</b>	<b>75583</b>	<b>73693</b>	<b>72071</b>	<b>71601</b>	<b>68995</b>	<b>68127</b>	<b>67026</b>	<b>66976</b>
<b>(PP-XII)</b>	<b>87149</b>	<b>86467</b>	<b>84817</b>	<b>83499</b>	<b>83227</b>	<b>81545</b>	<b>79801</b>	<b>75542</b>	<b>75432</b>

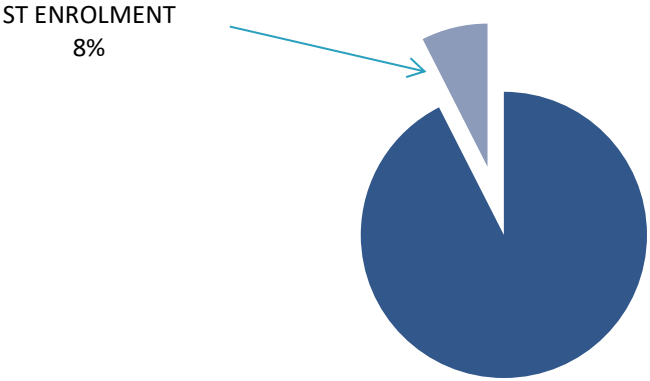
**TABLE 3.11 DISTRICTS/ CLASS-WISE ENROLMENT OF MINORITIES IN SCHOOLS - 2021-22**

Class	S. Andaman			N & M Andaman			Nicobar			TOTAL		
	Boys	Girls	Total	Boys	Girls	Total	Boys	Girls	Total	Boys	Girls	Total
Pre-Primary	581	544	1125	415	433	848	148	143	291	1144	1120	2264
Class - I	391	388	779	241	226	467	177	156	333	809	770	1579
Class - II	400	418	818	185	193	378	145	161	306	730	772	1502
Class - III	434	422	856	299	300	599	185	229	414	918	951	1869
Class - IV	423	398	821	326	311	637	225	208	433	974	917	1891
Class -V	464	455	919	331	273	604	209	193	402	1004	921	1925
<b>(I-V)</b>	<b>2112</b>	<b>2081</b>	<b>4193</b>	<b>1382</b>	<b>1303</b>	<b>2685</b>	<b>941</b>	<b>947</b>	<b>1888</b>	<b>4435</b>	<b>4331</b>	<b>8766</b>
Class -VI	450	410	860	342	333	675	228	200	428	1020	943	1963
Class -VII	484	412	896	328	332	660	183	217	400	995	961	1956
Class -VII	436	457	893	329	341	670	218	204	422	983	1002	1985
<b>(VI-VIII)</b>	<b>1370</b>	<b>1279</b>	<b>2649</b>	<b>999</b>	<b>1006</b>	<b>2005</b>	<b>629</b>	<b>621</b>	<b>1250</b>	<b>2998</b>	<b>2906</b>	<b>5904</b>
Class - IX	438	493	931	356	370	726	230	219	449	1024	1082	2106
Class - X	471	432	903	367	359	726	184	206	390	1022	997	2019
<b>(IX-X)</b>	<b>909</b>	<b>925</b>	<b>1834</b>	<b>723</b>	<b>729</b>	<b>1452</b>	<b>414</b>	<b>425</b>	<b>839</b>	<b>2046</b>	<b>2079</b>	<b>4125</b>
Class - XI	517	509	1026	476	462	938	168	151	319	1161	1122	2283
Class - XII	361	429	790	277	330	607	86	100	186	724	859	1583
<b>(XI-XII)</b>	<b>878</b>	<b>938</b>	<b>1816</b>	<b>753</b>	<b>792</b>	<b>1545</b>	<b>254</b>	<b>251</b>	<b>505</b>	<b>1885</b>	<b>1981</b>	<b>3866</b>
<b>(I-XII)</b>	<b>5269</b>	<b>5223</b>	<b>10492</b>	<b>3857</b>	<b>3830</b>	<b>7687</b>	<b>2238</b>	<b>2244</b>	<b>4482</b>	<b>11364</b>	<b>11297</b>	<b>22661</b>
<b>(PP-XII)</b>	<b>5850</b>	<b>5767</b>	<b>11617</b>	<b>4272</b>	<b>4263</b>	<b>8535</b>	<b>2386</b>	<b>2387</b>	<b>4773</b>	<b>12508</b>	<b>12417</b>	<b>24925</b>

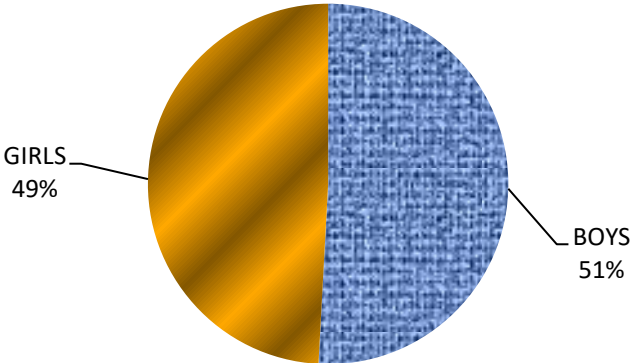
**TABLE 3.12 GENDER PARITY IN ENROLMENT - 2021-22**

STUDENTS	STAGES OF EDUCATION					
	PRE-PRIMARY	PRIMARY	MIDDLE	SECONDARY	SR. SECONDARY	TOTAL
<b>ENROLMENT (All Categories)</b>						
Boys	4263	13293	9088	5976	5730	38350
Girls	4193	12671	8631	5834	5753	37082
Total	<b>8456</b>	<b>25964</b>	<b>17719</b>	<b>11810</b>	<b>11483</b>	75432
% of Girls	<b>49.59</b>	<b>48.80</b>	<b>48.71</b>	<b>49.40</b>	<b>50.10</b>	<b>49.16</b>
<b>ENROLMENT (ST)</b>						
Boys	189	<b>1197</b>	<b>835</b>	<b>532</b>	<b>341</b>	<b>3094</b>
Girls	168	1206	815	569	355	<b>3113</b>
Total	<b>357</b>	<b>2403</b>	<b>1650</b>	<b>1101</b>	<b>696</b>	<b>6207</b>
% of Girls	<b>47.06</b>	<b>50.19</b>	<b>49.39</b>	<b>51.68</b>	<b>51.01</b>	<b>50.15</b>

**PERCENTAGE OF STUDENTS**



**GENDER PARITY IN ENROLMENT**



**TABLE 3.13 ENROLMENTS OF CHILDREN WITH SPECIAL NEEDS – 2021-22**

TYPE OF DISABILITY	ENROLMENT										
	PRIMARY		MIDDLE		SECONDARY		SR. SECONDARY		TOTAL		
	M	F	M	F	M	F	M	F	M	F	TOTAL
Low-vision	0	1	1	0	4	3	9	7	14	11	<b>25</b>
Hearing impairment	3	0	3	3	6	3	33	21	45	27	<b>72</b>
Speech & Language	1	0	1	2	2	1	5	2	9	5	<b>14</b>
Locomotor	7	4	3	2	11	2	40	23	61	31	<b>92</b>
Learning	0	0	0	0	3	2	2	1	5	3	<b>8</b>
Cerebral Palsy	5	1	2	1	1	3	7	6	15	11	<b>26</b>
Autism	0	2	2	0	1	0	5	0	8	2	<b>10</b>
Multiple Disability	4	4	1	1	4	5	9	15	18	25	<b>43</b>
Dwarfism	0	0	0	0	5	1	0	2	5	3	<b>8</b>
Intellectual Disability	4	11	3	2	15	6	28	19	50	38	<b>88</b>
Muscular Dystrophy	0	0	3	0	1	0	1	0	5	0	<b>5</b>
<b>Total</b>	<b>24</b>	<b>23</b>	<b>19</b>	<b>11</b>	<b>53</b>	<b>26</b>	<b>139</b>	<b>96</b>	235	156	<b>391</b>

### 3.14 STAGE-WISE ENROLMENT

YEAR	ENROLMENT					
	PRE-PRIMARY	PRIMARY	MIDDLE	SECONDARY	SR. SECONDARY	TOTAL
<b>2005-06</b>	6104	37601	22769	12483	6544	85501
<b>2006-07</b>	5806	38174	22815	13083	6946	86824
<b>2007-08</b>	6130	36637	22448	13175	7727	86117
<b>2008-09</b>	6265	35192	22647	12809	8354	85267
<b>2009-10</b>	6652	34242	22323	12699	8744	84660
<b>2010-11</b>	7275	33416	21690	13537	9044	84962
<b>2011-12</b>	8321	32423	20909	13700	10728	86081
<b>2012-13</b>	8931	32233	20164	13759	11511	86598
<b>2013-14</b>	10386	31987	19716	13279	11781	87149
<b>2014-15</b>	10884	31625	19202	12942	11814	86467
<b>2015-16</b>	11124	31406	18707	12819	10761	84817
<b>2016-17</b>	11428	30678	18467	12429	10497	83499
<b>2017-18</b>	11626	30422	18374	12260	10545	83227
2018-19	12550	29835	18257	11872	9031	81545
2019-20	11674	29606	18169	12837	7515	79801
2020-21	8516	27420	17959	13144	8503	75542
2021-22	8456	25964	17719	11810	11483	75432

**3.15 STAGE-WISE ENROLMENT - (ADMINISTRATION)**

<b>YEAR</b>	<b>ENROLMENT</b>					
	<b>PRE-PRIMARY</b>	<b>PRIMARY</b>	<b>MIDDLE</b>	<b>SECONDARY</b>	<b>SR. SECONDARY</b>	<b>TOTAL</b>
<b>2008-09</b>	970	26003	18706	11034	7101	63814
<b>2009-10</b>	1012	24684	18281	10723	7418	62118
<b>2010-11</b>	1162	23406	17278	11302	7701	60849
<b>2011-12</b>	1064	22115	16307	11339	9126	59951
<b>2012-13</b>	995	21376	15202	11267	9775	58615
<b>2013-14</b>	2398	20669	14609	10568	10064	58308
<b>2014-15</b>	2999	19895	13825	10101	9971	56791
<b>2015-16</b>	2809	19135	13218	9887	8774	53823
<b>2016-17</b>	2821	17998	12633	9323	8348	51123
<b>2017-18</b>	2812	17151	12248	8969	8230	49410
<b>2018-19</b>	2748	16112	11948	8528	6801	46137
<b>2019-20</b>	3000	15725	11608	9293	5351	44977
<b>2020-21</b>	2563	13463	11132	9394	6092	42644
<b>2021-22</b>	3492	12624	10777	8106	8746	43745



### 3.16 DISTRICT-WISE TYPE-WISE ENROLMENT - 2021-2022

TYPE	S. ANDAMAN			N & M ANDAMAN			NICOBAR			TOTAL		
	M	F	T	M	F	T	M	F	T	M	F	T
<b>Pre-Primary</b>	810	755	<b>1565</b>	4	2	<b>6</b>	0	0	<b>0</b>	814	757	<b>1571</b>
<b>Primary</b>	2122	2019	<b>4141</b>	1811	1798	<b>3609</b>	699	701	<b>1400</b>	4632	4518	<b>9150</b>
<b>Middle</b>	2574	2377	<b>4951</b>	1543	1478	<b>3021</b>	357	342	<b>699</b>	4474	4197	<b>8671</b>
<b>Secondary</b>	3067	2814	<b>5881</b>	2308	2267	<b>4575</b>	821	839	<b>1660</b>	6196	5920	<b>12116</b>
<b>Sr. Secondary</b>	16520	16035	<b>32555</b>	4412	4389	<b>8801</b>	1302	1266	<b>2568</b>	22234	21690	<b>43924</b>
<b>Total</b>	<b>25093</b>	<b>24000</b>	<b>49093</b>	<b>10078</b>	<b>9934</b>	<b>20012</b>	<b>3179</b>	<b>3148</b>	<b>6327</b>	<b>38350</b>	<b>37082</b>	<b>75432</b>

### 3.17 ENROLMENT BY TYPE OF SCHOOLS 2008-09 TO 2021-22

YEAR	ENROLMENT												
	PRE-PRIMARY		PRIMARY		MIDDLE		SECONDARY		SR. SECONDARY		TOTAL		
	M	F	M	F	M	F	M	F	M	F	M	F	TOTAL
<b>2008-09</b>	932	875	7104	6615	6908	6302	7721	7125	21345	20340	44010	41257	85267
<b>2009-10</b>	1200	1143	7564	6905	6161	5576	8363	7805	20212	19731	43500	41160	84660
<b>2010-11</b>	1201	1128	7504	6902	6216	5650	7747	7349	21122	20143	43790	41172	84962
<b>2011-12</b>	1400	1333	7493	7007	6104	5625	6706	6319	22754	21340	44457	41624	86081
<b>2012-13</b>	1759	1678	7174	6780	5651	5197	7292	6905	22892	21270	44768	41830	86598
<b>2013-14</b>	1672	1544	7361	7040	5838	5452	7675	7410	22220	20930	44766	42376	87142
<b>2014-15</b>	1533	1261	7003	6767	6400	5906	7472	7135	22069	20921	44477	41990	86467
<b>2015-16</b>	1735	1507	6695	6588	6448	6051	7344	7053	21110	20286	43332	41485	84817
<b>2016-17</b>	1900	1647	6163	6115	6527	6064	6485	6219	21463	20916	42538	40961	83499
<b>2017-18</b>	1650	1482	6102	5976	6003	5535	6566	6314	22003	21596	42324	40903	83227
<b>2018-19</b>	2089	1956	5972	5748	5894	5258	6490	6333	20949	20856	41394	40151	81545
<b>2019-20</b>	1546	1372	5960	5721	5189	4775	7094	6813	20551	20780	40340	39461	79801
<b>2020-21</b>	869	769	5054	4832	4727	4363	6693	6331	20960	20944	38303	37239	75542
<b>2021-22</b>	814	757	4632	4518	4474	4197	6196	5920	22234	21690	38350	37082	75432

### 3.18 STREAM-WISE STAGE WISE ENROLMENT - 2021-22

DISTRICT	SCIENCE			HUMANITIES			COMMERCE			VOCATIONAL		
	MALE	FEMALE	TOTAL	MALE	FEMALE	TOTAL	MALE	FEMALE	TOTAL	MALE	FEMALE	TOTAL
<b>S. Andaman</b>	1230	1484	2714	2736	2656	5392	539	475	1014	61	28	89
<b>M &amp;N Andaman</b>	212	262	474	1683	1667	3350	103	134	237	0	0	0
<b>Nicobar</b>	56	107	163	583	510	1093	42	33	75	0	0	0
<b>Total</b>	<b>1498</b>	<b>1853</b>	<b>3351</b>	<b>5002</b>	<b>4833</b>	<b>9835</b>	<b>684</b>	<b>642</b>	<b>1326</b>	<b>61</b>	<b>28</b>	<b>89</b>

### 3.19 STREAM-WISE MANAGEMENT WISE ENROLMENT - 2021-22

MANAGEMENT	SCIENCE			HUMANITIES			COMMERCE			VOCATIONAL		
	MALE	FEMALE	TOTAL	MALE	FEMALE	TOTAL	MALE	FEMALE	TOTAL	MALE	FEMALE	TOTAL
<b>Administration</b>	611	779	1390	4465	4360	8825	390	394	784	61	28	89
<b>Pvt. Unaided</b>	542	596	1138	149	122	271	166	130	296	0	0	0
<b>Local Body</b>	36	39	75	0	0	0	0	0	0	0	0	0
<b>Pvt. Aided</b>	136	161	297	281	223	504	37	30	67	0	0	0
<b>Central</b>	173	278	451	107	128	235	91	88	179	0	0	0
<b>Total</b>	<b>1498</b>	<b>1853</b>	<b>3351</b>	<b>5002</b>	<b>4833</b>	<b>9835</b>	<b>684</b>	<b>642</b>	<b>1326</b>	<b>61</b>	<b>28</b>	<b>89</b>

### 3.20 MEDIUM-WISE ENROLMENT - 2021-22

MEDIUM	PRIMARY	MIDDLE	SECONDARY	SR. SECONDARY	TOTAL
English	6896	6392	8618	34156	56062
Hindi	1257	1236	1809	5065	9367
Tamil	0	3	34	344	381
Telugu	0	0	152	255	407
Bengali	997	1040	1503	4104	7644
<b>Total</b>	<b>9150</b>	<b>8671</b>	<b>12116</b>	<b>43924</b>	<b>73861</b>

### 3.21 MEDIUM-WISE ENROLMENT (MANAGEMENT - WISE) - 2021-22

Medium	Primary	Middle	Secondary	Sr. Secondary	Total
<b>ADMINISTRATION</b>					
English	4190	2452	4124	15288	26054
Hindi	1257	1236	1809	4957	9259
Tamil	0	3	34	344	381
Telugu	0	0	152	255	407
Bengali	997	1040	1503	4104	7644
<b>Total</b>	<b>6444</b>	<b>4731</b>	<b>7622</b>	<b>24948</b>	<b>43745</b>
<b>AIDED</b>					
English	0	0	0	1783	1783
Hindi	0	0	0	108	108
<b>Total</b>	<b>0</b>	<b>0</b>	<b>0</b>	<b>1891</b>	<b>1891</b>
<b>CENTRAL/JNV</b>					
English	0	0	294	3734	4028
<b>LOCAL BODY</b>					
English	215	0	1616	1564	3395
<b>PRIVATE UNAIDED</b>					
English	2491	3940	2584	11787	20802
<b>G. Total</b>	<b>9150</b>	<b>8671</b>	<b>12116</b>	<b>43924</b>	<b>73861</b>

### 3.22 ISLAND -WISE ENROLMENT -2021-22

NAME OF THE ISLAND	PRE-PRIMARY	PRIMARY	MIDDLE	SECONDARY	SR.SECONDARY	Total
<b>SOUTH ANDAMAN</b>						
South Andaman (Part)	1466	2085	3134	4436	25101	36222
Swaraj Dweep	41	135	153	0	957	1286
Shaheed Dweep	0	52	74	0	441	567
Ferrargunj	36	1394	1114	1011	4293	7848
Little Andaman Island	22	475	472	434	1763	3166
<b>TOTAL</b>	<b>1565</b>	<b>4141</b>	<b>4947</b>	<b>5881</b>	<b>32555</b>	<b>49089</b>
<b>NORTH &amp; MIDDLE ANDAMAN</b>						
North Andaman Island	0	1632	826	1889	3912	8259
Smith Island	0	0	38	0		38
Middle Andaman (Part)	6	1824	2029	2574	4405	10838
Long Island	0	0	0	0	126	126
Striat Island	0	0	4	0	0	4
Baratang Island	0	153	128	112	358	751
<b>TOTAL</b>	<b>6</b>	<b>3609</b>	<b>3025</b>	<b>4575</b>	<b>8801</b>	<b>20016</b>
<b>CAR NICOBAR</b>						
Car Nicobar Island	0	524	180	1130	1017	2851
Nancowry Island	0	136	251	0		387
Kamorta Island	0	126	102	244	118	590
Chowra Island	0	0	0	192	0	192
Teressa Island	0	110	49	0	201	360
Katchal Island	0	200	47	21	219	487
Little Nicobar Island	0	0	63	0	0	63
Great Nicobar Island	0	304	258	73	762	1397
<b>TOTAL</b>	<b>0</b>	<b>1400</b>	<b>950</b>	<b>1660</b>	<b>2317</b>	<b>6327</b>
<b>TOTAL (A &amp; N ISLANDS):</b>	<b>1571</b>	<b>9150</b>	<b>8922</b>	<b>12116</b>	<b>43673</b>	<b>75432</b>

### 3.23 DISTRICT AND STAGE WISE ST ENROLMENT - 2021-22

DISTRICT	ST ENROLMENT					
	Pre-Primary	Primary	Middle	Secondary	Sr. Secondary	Total
S. Andaman	78	480	358	231	164	1311
N &M Andaman	9	64	52	39	29	193
Nicobar	270	1859	1240	831	503	4703
<b>Total</b>	<b>357</b>	<b>2403</b>	<b>1650</b>	<b>1101</b>	<b>696</b>	<b>6207</b>

### 3.24 STAGE-WISE ST ENROLMENT

YEAR	ST ENROLMENT					
	PRE-PRIMARY	PRIMARY	MIDDLE	SECONDARY	SR. SECONDARY	TOTAL
2009-10	82	2412	1746	847	690	5777
2010-11	119	2370	1645	1020	645	5799
2011-12	151	2441	1516	1025	729	5862
2012-13	314	2618	1450	1048	826	6256
2013-14	308	2729	1380	974	855	6246
2014-15	401	2828	1379	904	855	6367
2015-16	425	2952	1330	851	769	6327
2016-17	349	2957	1402	845	722	6275
2017-18	349	2922	1465	720	430	5886
2018-19	347	2775	1728	800	618	6268
2019-20	400	2750	1738	906	505	6299
2020-21	292	2491	1721	1073	537	6114
2021-22	357	2403	1650	1101	696	6207

### 3.25 DISTRICT/CLASS-WISE ENROLMENT OF ST IN SCHOOLS -2021-22

Class	S. Andaman			N & M Andaman			Nicobar			TOTAL		
	Boys	Girls	Total	Boys	Girls	Total	Boys	Girls	Total	Boys	Girls	Total
	47	31	78	6	3	9	136	134	270	189	168	357
<b>Class - I</b>	34	38	72	6	6	12	170	153	323	210	197	407
<b>Class - II</b>	36	30	66	3	6	9	142	159	301	181	195	376
<b>Class - III</b>	65	51	116	8	4	12	183	223	406	256	278	534
<b>Class - IV</b>	55	55	110	7	12	19	224	204	428	286	271	557
<b>Class - V</b>	51	66	117	5	6	11	208	193	401	264	265	529
<b>Total - I-V</b>	241	240	481	29	34	63	927	932	1859	119	120	2403
<b>Class - VI</b>	60	57	117	7	11	18	228	198	426	295	266	561
<b>Class - VII</b>	64	56	120	7	5	12	183	215	398	254	276	530
<b>Class -VIII</b>	61	63	124	11	8	19	214	202	416	286	273	559
<b>Total - VI-VIII</b>	185	176	361	25	24	49	625	615	1240	835	815	1650
<b>Class - IX</b>	48	74	122	10	6	16	229	219	448	287	299	586
<b>Class - X</b>	54	55	109	11	12	23	180	203	383	245	270	515
<b>Total -IX-X</b>	102	129	231	21	18	39	409	422	831	532	569	1101
<b>Class - XI</b>	60	49	109	9	9	18	167	151	318	236	209	445
<b>Class - XII</b>	16	39	55	3	8	11	86	99	185	105	146	251
<b>Total - XI-XII</b>	76	88	164	12	17	29	253	250	503	341	355	696
<b>Total -I-XII</b>	604	633	1237	87	93	180	221	2219	4433	290	294	5850
<b>G. Total PP-XII</b>	651	664	1315	93	96	189	235	2353	4703	309	311	6207

### 3.26 MANAGEMENT/DISTRICT WISE ENROLMENT OF ST IN SCHOOLS - 2021-22

Management	District	Pre-Primary	Primary	Middle	Secondary	Sr. Secondary	Total
<b>ADMINISTRATION</b>	S. Andaman	41	260	226	154	119	800
	N &M	5	43	35	34	22	139
	Nicobar	265	1838	1195	789	503	4590
	<b>Total</b>	<b>311</b>	<b>2141</b>	<b>1456</b>	<b>977</b>	<b>644</b>	<b>5529</b>
<b>CENTRAL GOVT.</b>	S. Andaman	0	59	46	32	22	159
	N &M	0	0	7	1	7	15
	Nicobar	0	0	39	42	0	81
	<b>Total</b>	<b>0</b>	<b>59</b>	<b>92</b>	<b>75</b>	<b>29</b>	<b>255</b>
<b>LOCAL BODY</b>	S. Andaman	0	5	4	3	0	12
	N &M	1	4	2	2	0	9
	Nicobar	0	0	0	0	0	0
	<b>Total</b>	<b>1</b>	<b>9</b>	<b>6</b>	<b>5</b>	<b>0</b>	<b>21</b>
<b>GOVT. AIDED</b>	S. Andaman	1	6	4	6	9	26
	N &M	0	0	0	0	0	0
	Nicobar	0	0	0	0	0	0
	<b>Total</b>	<b>1</b>	<b>6</b>	<b>4</b>	<b>6</b>	<b>9</b>	<b>26</b>
<b>PVT. UNAIDED</b>	S. Andaman	36	151	81	36	14	318
	N &M	3	16	5	2	0	26
	Nicobar	5	21	6	0	0	32
	<b>Total</b>	<b>44</b>	<b>188</b>	<b>92</b>	<b>38</b>	<b>14</b>	<b>376</b>
	<b>Grand Total</b>	<b>357</b>	<b>2403</b>	<b>1650</b>	<b>1101</b>	<b>696</b>	<b>6207</b>



### 3.27 DISTRICT/STAGE WISE OBC ENROLMENT - 2021-22

DISTRICT	OBC Enrolment					
	Pre-Primary	Primary	Middle	Secondary	Sr. Secondary	Total
<b>S. Andaman</b>	1038	3592	2225	1571	1622	10048
<b>N &amp; M Andaman</b>	839	2620	1954	1413	1512	8338
<b>Nicobar</b>	20	28	5	8	2	63
<b>Total</b>	<b>1897</b>	<b>6240</b>	<b>4184</b>	<b>2992</b>	<b>3136</b>	<b>18449</b>

### 3.28 STAGE -WISE OBC ENROLMENT

YEAR	OBC ENROLMENT					
	PRE-PRIMARY	PRIMARY	MIDDLE	SECONDARY	SR. SECONDARY	TOTAL
<b>2015-16</b>	1729	6368	4015	2843	2672	17627
<b>2016-17</b>	1953	6775	4438	2928	2654	18748
<b>2017-18</b>	2196	6865	4485	3011	2583	19140
<b>2018-19</b>	2294	6753	4446	3032	2258	18783
<b>2019-20</b>	2313	6597	4348	3353	1963	18574
<b>2020-21</b>	1834	6372	4307	3349	2290	18152
<b>2021-22</b>	1897	6240	4184	2992	3136	18449

### 3.29 DISTRICT/CLASS-WISE ENROLMENT OF OBC IN SCHOOLS - 2021-22

Class	S. Andaman			N & M Andaman			Nicobar			TOTAL		
	Boys	Girls	Total	Boys	Girls	Total	Boys	Girls	Total	Boys	Girls	Total
Pre-Primary	526	512	1038	409	430	839	11	9	20	946	951	1897
Class - I	346	339	685	235	220	455	7	3	10	588	562	1150
Class - II	343	377	720	182	186	368	3	2	5	528	565	1093
Class - III	359	361	720	291	296	587	2	5	7	652	662	1314
Class - IV	353	339	692	319	299	618	1	4	5	673	642	1315
Class - V	398	377	775	325	267	592	1	0	1	724	644	1368
<b>Total (I-V)</b>	1799	1793	3592	1352	1268	2620	14	14	28	3165	3075	6240
Class - VI	379	342	721	335	322	657	0	0	0	714	664	1378
Class - VII	408	344	752	321	326	647	0	1	1	729	671	1400
Class - VIII	362	390	752	318	332	650	2	2	4	682	724	1406
<b>Total - (I-VIII)</b>	1149	1076	2225	974	980	1954	2	3	5	2125	2059	4184
Class - IX	383	412	795	346	364	710	1	0	1	730	776	1506
Class - X	409	367	776	356	347	703	4	3	7	769	717	1486
<b>Total (IX-X)</b>	792	779	1571	702	711	1413	5	3	8	1499	1493	2992
Class - XI	448	449	897	464	452	916	1	0	1	913	901	1814
Class - XII	341	384	725	274	322	596	0	1	1	615	707	1322
<b>Total (XI-XII)</b>	789	833	1622	738	774	1512	1	1	2	1528	1608	3136
<b>Total I-XII</b>	4529	4481	9010	3766	3733	7499	22	21	43	8317	8235	16552
<b>G. Total PP-XII</b>	5055	4993	10048	4175	4163	8338	33	30	63	9263	9186	18449

### 3.30 MANAGEMENT/DISTRICT WISE ENROLMENT OF OBC IN SCHOOLS - 2021-22

Management	District	Pre-Primary	Primary	Middle	Secondary	Sr. Secondary	Total
ADMINISTRATION	S. Andaman	322	930	856	789	1024	3921
	N &M	508	1592	1490	1227	1441	6258
	Nicobar	1	5	1	8	2	17
	Total	831	2527	2347	2024	2467	10196
CENTRAL GOVT.	S. Andaman	0	271	153	109	76	609
	N &M	0	0	84	38	54	176
	Nicobar	0	0	0	0	0	0
	Total	0	271	237	147	130	785
LOCAL BODY	S. Andaman	42	207	108	45	17	419
	N &M	118	462	218	105	17	920
	Nicobar	0	0	0	0	0	0
	Total	160	669	326	150	34	1339
GOVT. AIDED	S. Andaman	6	51	57	87	148	349
	N &M	0	0	0	0	0	0
	Nicobar	0	0	0	0	0	0
	Total	6	51	57	87	148	349
PVT.UN AIDED	S. Andaman	668	2133	1051	541	357	4750
	N &M	213	566	162	43	0	984
	Nicobar	19	23	4	0	0	46
	Total	900	2722	1217	584	357	5780
	Grand Total	1897	6240	4184	2992	3136	18449

#### 4. TEACHERS

##### 4.1 NO. OF TEACHERS - 2021-22

TEACHERS	TEACHERS IN SCHOOLS					
	Pre-Primary	Primary	Middle	Secondary	Sr. Secondary	Total
Male	8	297	267	338	903	1813
Female	85	605	616	576	1679	3561
Total	93	902	883	914	2582	5374
% of Female	<b>91.40</b>	<b>67.07</b>	<b>69.76</b>	<b>63.02</b>	<b>65.03</b>	<b>66.26</b>

##### 4.2 DISTRICT -WISE TEACHERS -2021-22

Type	S. Andaman			N & M Andaman			Nicobar			TOTAL		
	Male	Female	Total	Male	Female	Total	Male	Female	Total	Male	Female	Total
Pre-Primary	8	83	<b>91</b>	0	2	<b>2</b>	0	0	<b>0</b>	8	85	93
Primary	110	285	<b>395</b>	154	244	<b>398</b>	33	76	<b>109</b>	297	605	902
Middle	134	368	<b>502</b>	113	196	<b>309</b>	20	52	<b>72</b>	267	616	883
Secondary	134	290	<b>424</b>	154	222	<b>376</b>	50	64	<b>114</b>	338	576	914
Sr. Secondary	599	1231	<b>1830</b>	239	322	<b>561</b>	65	126	<b>191</b>	903	1679	2582
Total	<b>985</b>	<b>2257</b>	<b>3242</b>	<b>660</b>	<b>986</b>	<b>1646</b>	<b>168</b>	<b>318</b>	<b>486</b>	1813	3561	5374

#### 4.3 DISTRICT -WISE TEACHERS (ADMINISTRATION) - 2021-22

Type	S. Andaman			N & M Andaman			Nicobar			TOTAL		
	Male	Female	Total	Male	Female	Total	Male	Female	Total	Male	Female	Total
Pre-Primary	0	0	0	0	0	0	0	0	0	0	0	0
Primary	95	176	271	138	203	341	33	68	101	266	447	713
Middle	110	254	364	96	147	243	17	39	56	223	440	663
Secondary	107	183	290	125	181	306	45	58	103	277	422	699
Sr. Secondary	428	713	1141	219	297	516	65	126	191	712	1136	1848
<b>Total</b>	<b>740</b>	<b>1326</b>	<b>2066</b>	<b>578</b>	<b>828</b>	<b>1406</b>	<b>160</b>	<b>291</b>	<b>451</b>	<b>1478</b>	<b>2445</b>	<b>3923</b>

#### 4.4 URBAN - RURAL TEACHERS - 2021-22

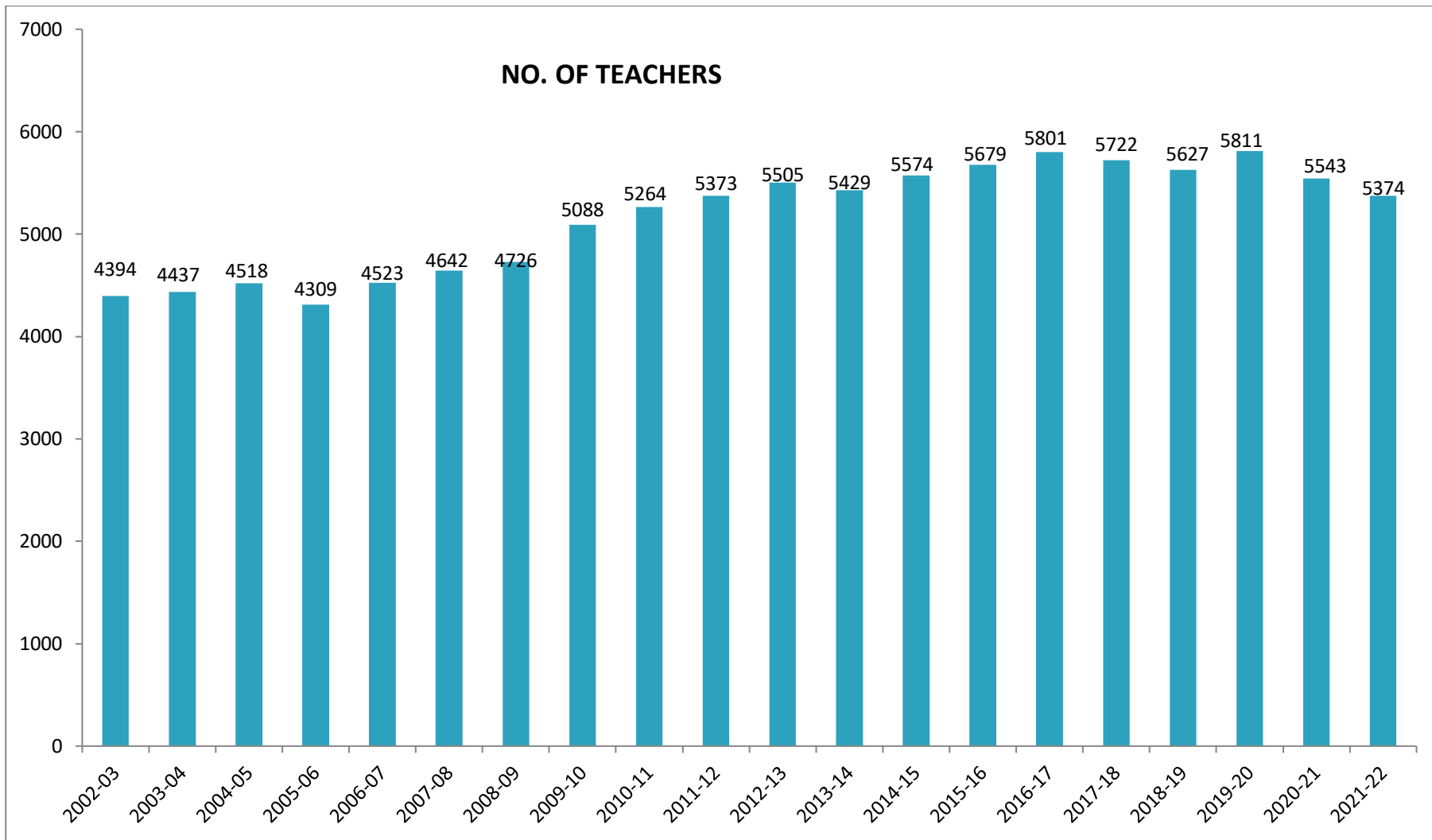
Type	URBAN			RURAL			TOTAL		
	Male	Female	Total	Male	Female	Total	Male	Female	Total
Pre-Primary	6	69	75	3	15	18	9	84	93
Primary	29	87	116	268	518	786	297	605	902
Middle	35	131	166	232	485	717	267	616	883
Secondary	61	185	246	277	391	668	338	576	914
Sr. Secondary	376	787	1163	527	892	1419	903	1679	2582
<b>Total</b>	<b>507</b>	<b>1259</b>	<b>1766</b>	<b>1307</b>	<b>2301</b>	<b>3608</b>	<b>1814</b>	<b>3560</b>	<b>5374</b>

**4.5 NO. OF TEACHERS (ADMINISTRATION) 2009-10 TO 2021-22**

YEAR	TEACHERS IN SCHOOLS					
	PRE-PRIMARY	PRIMARY	MIDDLE	SECONDARY	SR. SECONDARY	TOTAL
2009-10	--	780	691	983	1686	4100
2010-11	--	721	736	865	1900	4222
2011-12	--	721	736	865	1900	4222
2012-13	--	689	745	879	1896	4206
2013-14	--	658	727	858	1861	4104
2014-15	--	701	764	868	1883	4216
2015-16	--	694	713	862	1930	4199
2016-17	--	699	703	785	2065	4252
2017-18	--	680	681	772	1997	4130
2018-19	--	675	718	742	1975	4110
2019-20	--	746	742	769	1985	4242
2020-21	--	726	702	716	1914	4058
2021-22	--	<b>713</b>	<b>663</b>	<b>699</b>	<b>1848</b>	<b>3923</b>

#### 4.6 NO. OF TEACHERS 2002-03 TO 2021-22

YEAR	TEACHERS IN SCHOOLS					
	PRE-PRIMARY	PRIMARY	MIDDLE	SECONDARY	SR. SECONDARY	TOTAL
<b>2002-03</b>	103	782	718	891	1900	4394
<b>2003-04</b>	103	853	737	892	1852	4437
<b>2004-05</b>	103	851	723	959	1882	4518
<b>2005-06</b>	103	788	726	950	1742	4309
<b>2006-07</b>	73	917	789	935	1809	4523
<b>2007-08</b>	78	929	768	927	1940	4642
<b>2008-09</b>	64	912	802	897	2051	4726
<b>2009-10</b>	81	1028	856	1029	2094	5088
<b>2010-11</b>	105	1073	906	992	2188	5264
<b>2011-12</b>	125	1033	932	946	2337	5373
<b>2012-13</b>	189	968	931	1022	2395	5505
<b>2013-14</b>	153	925	951	1028	2372	5429
<b>2014-15</b>	154	963	1045	1035	2377	5574
<b>2015-16</b>	162	932	1041	1047	2497	5679
<b>2016-17</b>	175	929	1056	959	2682	5801
<b>2017-18</b>	161	930	1014	945	2672	5722
<b>2018-19</b>	94	903	1058	923	2649	5627
<b>2019-20</b>	78	990	1017	1012	2714	5811
<b>2020-21</b>	92	946	945	921	2639	5543
<b>2021-22</b>	<b>93</b>	<b>902</b>	<b>883</b>	<b>914</b>	<b>2582</b>	<b>5374</b>





**TABLE 4.7 ZONE-WISE NO. OF TEACHERS - 2021-22**

<b>ZONE</b>	<b>TYPE OF SCHOOLS</b>					
	<b>Pre-Primary</b>	<b>Primary</b>	<b>Middle</b>	<b>Secondary</b>	<b>Sr. Secondary</b>	<b>Total</b>
S. Andaman	81	220	328	279	1400	<b>2308</b>
Wimberly Gunj	9	126	113	107	307	<b>662</b>
Little Andaman	1	49	61	38	123	<b>272</b>
Rangat	0	153	164	151	270	<b>738</b>
Mayabunder	2	77	66	59	101	<b>305</b>
Diglipur	0	168	79	166	190	<b>603</b>
Car Nicobar	0	41	23	80	77	<b>221</b>
Nancowry	0	42	27	24	54	<b>147</b>
Campbell bay	0	26	22	10	60	<b>118</b>
<b>Total</b>	<b>93</b>	<b>902</b>	<b>883</b>	<b>914</b>	<b>2582</b>	<b>5374</b>

**TABLE 4.8 ZONE-WISE NO. OF TEACHERS (ADMINISTRATION) - 2021-22**

<b>ZONE</b>	<b>TYPE OF SCHOOLS</b>					
	<b>Pre-Primary</b>	<b>Primary</b>	<b>Middle</b>	<b>Secondary</b>	<b>Sr. Secondary</b>	<b>Total</b>
S. Andaman	-	156	264	180	831	1431
Wimberly Gunj	-	84	67	72	187	410
Little Andaman	-	31	35	38	123	227
Rangat	-	114	148	110	246	618
Mayabunder	-	73	32	43	101	249
Diglipur	-	154	61	153	169	537
Car Nicobar	-	41	23	69	77	210
Nancowry	-	34	27	24	54	139
Campbell bay	-	26	6	10	60	102
<b>Total</b>	-	<b>713</b>	<b>663</b>	<b>699</b>	<b>1848</b>	<b>3923</b>

#### 4.9 MANAGEMENT - WISE PUPIL TEACHER RATIO (PTR) - 2021-22

	TYPE OF SCHOOLS					
	Pre-Primary	Primary	Middle	Secondary	Sr. Secondary	Total
<b>ADMINISTRATION</b>						
<b>Enrolment</b>	0	6444	4982	7622	24697	43745
<b>Teachers</b>	0	713	663	699	1848	3923
<b>PTR</b>		9:1	8:1	11:1	14:1	11:1
<b>CENTRAL GOVT.</b>						
<b>Enrolment</b>	0	0	0	294	3734	4028
<b>Teachers</b>	0	0	0	21	114	135
<b>PTR</b>	0	0	0	14:1	33:1	30:1
<b>LOCAL BODY</b>						
<b>Enrolment</b>	0	215	0	1616	1564	3395
<b>Teachers</b>	0	8	0	63	49	120
<b>PTR</b>				26:1	32:1	28:1
<b>GOVT. AIDED</b>						
<b>Enrolment</b>	0	0	0	0	1891	1891
<b>Teachers</b>	0	0	0	0	74	74
<b>PTR</b>					26:1	26:1
<b>PRIVATE UN-AIDED</b>						
<b>Enrolment</b>	1571	2491	3940	2584	11787	22373
<b>Teachers</b>	93	181	220	131	497	1122
<b>PTR</b>	17:1	14:1	18:1	20:1	24:1	20:1
<b>TOTAL</b>						
<b>Enrolment</b>	1571	9150	8922	12116	43673	75432
<b>Teachers</b>	93	902	883	914	2582	5374
<b>PTR</b>	17:1	10:1	10:1	13:1	17:1	14:1

#### 4.10 ISLAND - WISE TEACHERS - 2021-22

SLNo.	Name of Island	Pre-Primary	Primary	Middle	Secondary	Sr. Secondary	Total
<b>S. Andaman</b>							
1	S. Andaman	89	336	412	386	1609	2832
2	Rutland	0	0	0	0	0	0
3	Neil Island	0	3	10	0	41	54
4	Havelock	1	7	17	0	57	82
5	Little Andaman	1	49	61	38	123	272
	<b>Total</b>	<b>91</b>	<b>395</b>	<b>502</b>	<b>424</b>	<b>1830</b>	<b>3242</b>
<b>North &amp; Middle ANDAMAN</b>							
6	N. Andaman	0	168	74	166	190	598
7	Smith Island	0	0	5	0	0	5
8	M. Andaman	2	207	209	203	323	944
9	Long Island	0	0	0	0	25	25
10	Strait Island	0	0	2	0	0	2
11	Baratang Island	0	23	21	7	23	74
	<b>Total</b>	<b>2</b>	<b>398</b>	<b>309</b>	<b>376</b>	<b>561</b>	<b>1646</b>
<b>NICOBAR</b>							
12	Car Nicobar	0	41	23	80	77	221
13	Chowra	0	0	0	4	0	4
14	Teressa	0	9	2	0	10	21
15	Katchal	0	8	2	5	12	27
16	Nancowry	0	10	0	0	19	29
17	Kamorta	0	15	16	15	13	59
18	Little Nicobar	0	0	7	0	0	7
19	Great Nicobar	0	26	22	10	60	118
	<b>Total</b>	<b>0</b>	<b>109</b>	<b>72</b>	<b>114</b>	<b>191</b>	<b>486</b>
	<b>G. Total</b>	<b>93</b>	<b>902</b>	<b>883</b>	<b>914</b>	<b>2582</b>	<b>5374</b>

#### 4.11 MANAGEMENT/DISTRICT WISE TEACHERS - 2021-22

Management	District	Pre-Primary	Primary	Middle	Secondary	Sr. Secondary	Total
<b>ADMINISTRATION</b>	S. Andaman	0	271	366	290	1141	2068
	N &M	0	341	241	306	516	1404
	Nicobar	0	101	56	103	191	451
	<b>Total</b>	<b>0</b>	<b>713</b>	<b>663</b>	<b>699</b>	<b>1848</b>	<b>3923</b>
<b>CENTRAL GOVT.</b>	S. Andaman	0	0	0	10	90	100
	N &M	0	0	0	0	24	24
	Nicobar	0	0	0	11	0	11
	<b>Total</b>	<b>0</b>	<b>0</b>	<b>0</b>	<b>21</b>	<b>114</b>	<b>135</b>
<b>LOCAL BODY</b>	S. Andaman	0	8	0	18	28	54
	N &M	0	0	0	45	21	66
	Nicobar	0	0	0	0	0	0
	<b>Total</b>	<b>0</b>	<b>8</b>	<b>0</b>	<b>63</b>	<b>49</b>	<b>120</b>
<b>GOVT. AIDED</b>	S. Andaman	0	0	0	0	74	74
	N &M	0	0	0	0	0	0
	Nicobar	0	0	0	0	0	0
	<b>Total</b>	<b>0</b>	<b>0</b>	<b>0</b>	<b>0</b>	<b>74</b>	<b>74</b>
<b>PVT.UN AIDED</b>	S. Andaman	91	116	136	106	497	946
	N &M	2	57	68	25	0	152
	Nicobar	0	8	16	0	0	24
	<b>Total</b>	<b>93</b>	<b>181</b>	<b>220</b>	<b>131</b>	<b>497</b>	<b>1122</b>
	<b>Grand total</b>	<b>93</b>	<b>902</b>	<b>883</b>	<b>914</b>	<b>2582</b>	<b>5374</b>

#### 4.12 NO. OF ST TEACHERS - 2021-22

Teacher	ST TEACHER IN SCHOOL				
	Primary	Middle	Secondary	Sr. Secondary	Total
Male	27	17	39	55	138
Female	53	39	46	99	237
Total	80	56	85	154	375
% of Female	66.25	69.64	54.12	64.29	63.20

#### 4.13 DISTRICT - WISE ST TEACHERS - 2021-22

Type	S. Andaman			N & M Andaman			Nicobar			Total		
	Male	Female	Total	Male	Female	Total	Male	Female	Total	Male	Female	Total
Primary	3	9	12	1	4	5	23	40	63	27	53	80
Middle	5	9	14	1	3	4	11	27	38	17	39	56
Secondary	6	9	15	2	2	4	31	35	66	39	46	85
Sr. Secondary	19	41	60	4	9	13	32	49	81	55	99	154
Total	33	68	101	8	18	26	97	151	248	138	237	375

**4.14 MANAGEMENT - WISE ST TEACHERS - 2021-22**

<b>Management</b>	<b>ST TEACHERS IN SCHOOLS</b>				
	<b>Primary</b>	<b>Middle</b>	<b>Secondary</b>	<b>Sr. Secondary</b>	<b>Total</b>
<b>Administration</b>	76	56	80	138	350
<b>Central</b>	0	0	5	10	15
<b>Local Body</b>	0	0	0	0	0
<b>Aided</b>	0	0	0	1	1
<b>Pvt. Unaided</b>	4	0	0	5	9
<b>Total</b>	<b>80</b>	<b>56</b>	<b>85</b>	<b>154</b>	<b>375</b>

**4.15 CATEGORY - WISE TEACHERS - 2021-22**

SL. No	Type	TOTAL TEACHERS								
		S. Andaman			N & M ANDAMAN			NICOBAR		
		MALE	FEMALE	TOTAL	MALE	FEMALE	TOTAL	MALE	FEMALE	TOTAL
1	Principal	10	12	22	3	1	4	1	1	2
2	Vice Principal/HM (SS)	10	13	23	6	1	7	0	3	3
3	Head Master (SS)	0	2	2	0	0	0	0	0	0
4	Head Master (M)	1	8	9	0	1	1	0	0	0
5	Head Master (P)	9	16	25	4	7	11	1	2	3
6	Acting Head Teacher	8	16	24	25	23	48	8	8	16
7	Head teacher	13	31	44	10	10	20	3	2	5
8	PGT	188	231	419	88	79	167	22	34	56
9	GTT (Humanities)	145	328	473	92	96	188	25	43	68
10	GTT (Maths)	63	110	173	23	29	52	4	16	20
11	GTT (Science)	35	127	162	22	31	53	1	5	6
12	PST	241	656	897	190	323	513	42	114	156
13	PET	76	51	127	44	21	65	18	9	27
14	CI	19	51	70	11	24	35	7	3	10
17	Para Teacher	15	34	49	2	2	4	0	0	0
18	Librarian	17	39	56	11	15	26	0	1	1
19	Teacher	62	276	338	82	213	295	22	54	76
20	Instructor Positioned as per RTE	19	57	76	25	66	91	10	3	13
21	Other Teacher	46	114	160	22	42	64	11	13	24
22	Pre-Primary	8	85	93	0	2	2	0	0	0
	<b>Total</b>	<b>985</b>	<b>2257</b>	<b>3242</b>	<b>660</b>	<b>986</b>	<b>1646</b>	<b>175</b>	<b>311</b>	<b>486</b>



## 5. RESULTS

### 5.1 RESULTS OF CBSE CLASS X AND CLASS XII EXAMINATION – 2004-05 TO 2021-22

YEAR	SECONDARY			SR. SECONDARY		
	APPEARED	PASSED	PASS %	APPEARED	PASSED	PASS %
2004-05	5219	2146	41.12	3114	2412	77.46
2005-06	5386	1936	35.95	2725	2097	76.95
2006-07	5443	2838	52.14	3271	2323	71.02
2007-08	5463	3084	56.45	3213	2703	84.13
2008-09	5814	3084	53.04	3810	3271	85.85
2009-10	5438	3104	57.08	4020	3047	75.80
2010-11	6504	6228	95.76	4080	3173	77.77
2011-12	6581	6416	97.49	4313	3023	70.09
2012-13	6772	6664	98.41	5142	3565	69.33
2013-14	6527	6384	97.81	4935	3686	74.69
2014-15	5768	4862	84.29	5087	3493	68.67
2015-16	5890	5761	97.81	4749	3400	71.59
2016-17	5741	5695	99.20	4458	3503	78.57
2017-18	5209	3692	70.88	4503	4067	90.32
2018-19	3634	3251	89.46	4480	3763	84%
2019-20	5293	4649	87.83	3669	3488	95.06
2020-21	7098	6998	98.59	3690	3658	99.13
2021-22	<b>5725</b>	<b>4862</b>	<b>84.93</b>	<b>4779</b>	<b>4623</b>	<b>96.74</b>

**5.2 ALL INDIA SECONDARY & SR. SECONDARY EXAMINATION RESULT - 2015-16 TO 2021-22**

YEAR	CLASS - X								
	APPEARED			PASSED			PASS PERCENTAGE		
	BOYS	GIRLS	TOTAL	BOYS	GIRLS	TOTAL	BOYS	GIRLS	TOTAL
2015-16	2963	2927	5890	2878	2883	5761	94.99	98.49	97.81
2016-17	2878	2863	5741	2853	2842	5695	99.13	99.27	99.20
2017-18	2534	2675	5209	1678	2014	3692	66.21	75.29	70.88
2018-19	1620	2014	3634	1411	1840	3251	87.1	91.36	89.46
2019-20	2495	2798	5293	2147	2502	4649	86.05	89.42	87.83
2020-21	3754	3344	7098	3696	3302	6998	98.45	98.74	98.59
2021-22	2932	2793	5725	2368	2494	4862	80.76	89.30	84.93
YEAR	CLASS - XII								
	APPEARED			PASSED			PASS PERCENTAGE		
	BOYS	GIRLS	TOTAL	BOYS	GIRLS	TOTAL	BOYS	GIRLS	TOTAL
2015-16	2320	2429	4749	1541	1859	3400	66.00	77.00	72.00
2016-17	2050	2408	4458	1519	1984	3503	74.09	82.39	78.57
2017-18	2091	2412	4503	1845	2222	4067	88.24	92.12	90.32
2018-19	2123	2356	4480*	1706	2056	3763*	80.36	87.27	84.00
2019-20	1670	1999	3669	1559	1929	3488	93.35	96.49	95.07
2020-21	1678	2012	3690	1666	1992	3658	99.28	99.01	99.13
2021-22	2248	2531	4779	2152	2471	4623	95.73	97.63	96.74

(\* This includes 01 Transgender during the year 2018-19)

**5.3 ZONE - WISE SECONDARY (CLASS - X) EXAMINATION RESULT - 2021-22**

DISTRICT	APPEARED			PASSED			PASS PERCENTAGE		
	BOYS	GIRLS	TOTAL	BOYS	GIRLS	TOTAL	BOYS	GIRLS	TOTAL
<b>SOUTH ANDAMAN</b>	1468	1386	2854	1220	1264	2484	83.11	91.2	87.04
<b>WIMBERLYGUNJ</b>	304	249	553	251	230	481	82.57	92.37	86.98
<b>LITTLE ANDAMAN</b>	145	115	260	85	91	176	58.62	79.13	67.70
<b>RANGAT</b>	325	331	656	255	293	548	78.46	88.52	83.54
<b>MAYABUNDER</b>	131	117	248	99	90	189	75.57	76.92	76.21
<b>DIGLIPUR</b>	314	321	635	264	295	559	84.08	91.9	88.03
<b>NICOBAR</b>	122	141	263	76	102	178	62.3	72.34	67.68
<b>NANCOWRIE</b>	65	73	138	62	73	135	95.38	100	97.83
<b>CAMPBELL BAY</b>	58	60	118	56	56	112	96.55	93.33	94.92
<b>TOTAL</b>	<b>2932</b>	<b>2793</b>	<b>5725</b>	<b>2368</b>	<b>2494</b>	<b>4862</b>	<b>80.76</b>	<b>89.29</b>	<b>84.93</b>

**5.4 DISTRICT-WISE SECONDARY (CLASS - X) EXAMINATION RESULT - 2021-22**

DISTRICT	APPEARED			PASSED			PASS PERCENTAGE		
	BOYS	GIRLS	TOTAL	BOYS	GIRLS	TOTAL	BOYS	GIRLS	TOTAL
<b>SOUTH ANDAMAN</b>	1917	1750	3667	1556	1585	3141	81.17	90.571	85.66
<b>N &amp; M ANDAMAN</b>	770	769	1539	618	678	1296	<b>80.26</b>	<b>88.166</b>	<b>84.21</b>
<b>NICOBAR</b>	245	274	519	194	231	425	79.18	84.307	81.89
<b>TOTAL</b>	<b>2932</b>	<b>2793</b>	<b>5725</b>	<b>2368</b>	<b>2494</b>	<b>4862</b>	<b>80.76</b>	<b>89.29</b>	<b>84.93</b>

**5.5 ZONE -WISE SR. SECONDARY (CLASS - XII) EXAMINATION RESULT - 2021-22**

DISTRICT	APPEARED			PASSED			PASS PERCENTAGE		
	BOYS	GIRLS	TOTAL	BOYS	GIRLS	TOTAL	BOYS	GIRLS	TOTAL
<b>SOUTH ANDAMAN</b>	1218	1346	2564	1184	1318	2502	97.21	97.92	97.58
<b>WIMBERLYGUNJ</b>	224	242	466	211	236	447	94.2	97.52	95.92
<b>LITTLE ANDAMAN</b>	86	106	192	81	99	180	94.19	93.40	93.75
<b>RANGAT</b>	214	283	497	209	276	485	97.66	97.53	97.59
<b>MAYABUNDER</b>	145	135	280	133	130	263	91.72	96.30	93.93
<b>DIGLIPUR</b>	222	274	496	206	271	477	92.79	98.91	96.17
<b>NICOBAR</b>	57	79	136	52	76	128	91.23	96.20	94.12
<b>NANCOWRIE</b>	33	29	62	32	28	60	96.97	96.55	96.77
<b>CAMPBELL BAY</b>	49	37	86	44	37	81	89.8	100	94.19
<b>TOTAL</b>	<b>2248</b>	<b>2531</b>	<b>4779</b>	<b>2152</b>	<b>2471</b>	<b>4623</b>	<b>95.73</b>	<b>97.63</b>	<b>96.74</b>

**5.6 DISTRICT-WISE SR. SECONDARY (CLASS - XII) EXAMINATION RESULT - 2021-22**

DISTRICT	APPEARED			PASSED			PASS PERCENTAGE		
	BOYS	GIRLS	TOTAL	BOYS	GIRLS	TOTAL	BOYS	GIRLS	TOTAL
<b>SOUTH ANDAMAN</b>	1528	1694	3222	1476	1653	3129	96.6	97.58	97.11
<b>N &amp; M ANDAMAN</b>	581	692	1273	548	677	1225	94.32	97.83	96.23
<b>NICOBAR</b>	139	145	284	128	141	269	92.09	97.24	94.72
<b>TOTAL</b>	<b>2248</b>	<b>2531</b>	<b>4779</b>	<b>2152</b>	<b>2471</b>	<b>4623</b>	<b>95.73</b>	<b>97.629</b>	<b>96.74</b>

**5.7 MANAGEMENT - WISE SECONDARY & SR. SECONDARY EXAMINATION RESULT - 2021-22**

Class	Appeared			Passed			Pass Percentage		
	Boys	Girls	Total	Boys	Girls	Total	Boys	Girls	Total
	<b>ADMINISTRATION</b>								
<b>Class X</b>	2008	1873	3881	1466	1587	3053	73.01	84.73	78.67
<b>Class XII</b>	1642	1835	3477	1559	1783	3342	94.95	97.17	96.12
<b>CENTRAL</b>									
<b>Class X</b>	180	203	383	176	195	371	97.78	96.06	96.87
<b>Class XII</b>	156	212	368	155	210	365	99.36	99.06	99.18
<b>AIDED</b>									
<b>Class X</b>	111	78	189	108	78	186	97.30	100.00	98.41
<b>Class XII</b>	134	147	281	133	143	276	99.25	97.28	98.22
<b>PVT. UN-AIDED</b>									
<b>Class X</b>	532	535	1067	518	532	1050	97.37	99.44	98.41
<b>Class XII</b>	303	325	628	295	323	618	97.36	99.38	98.41
<b>LOCAL BODY</b>									
<b>Class X</b>	101	104	205	100	102	202	99.01	98.08	98.54
<b>Class XII</b>	13	12	25	10	12	22	76.92	100.00	88.00

**5.8 YEAR - WISE NO. OF STUDENTS APPEARED & PASSED IN CLASS -XII IN SCIENCE, ARTS & COMMERCE**

YEAR	SCIENCE		ARTS		COMMERCE		VOCATIONAL	
	APPEARED	PASSED	APPEARED	PASSED	APPEARED	PASSED	APPEARED	PASSED
2007-08	781	634	2141	1795	291	274	-	-
2008-09	741	560	1962	1833	226	222	-	-
2009-10	986	755	2547	1883	443	366	-	-
2010-11	1046	821	2551	1940	452	381	-	-
2011-12	1014	805	2452	1700	383	340	-	-
2012-13	1250	896	3292	2137	559	493	-	-
2013-14	1153	875	3049	2183	679	582	-	-
2014-15	1206	1021	3076	1857	779	590	-	-
2015-16	1188	1101	2770	1656	748	603	-	-
2016-17	1350	1173	2433	1785	654	528	-	-
2017-18	<b>1306</b>	<b>1210</b>	<b>2499</b>	<b>2242</b>	<b>675</b>	<b>594</b>	-	-
2018-19	<b>1307</b>	<b>1179</b>	<b>2506</b>	<b>2057</b>	<b>650</b>	<b>510</b>	<b>17</b>	<b>17</b>
2019-20	<b>997</b>	<b>969</b>	<b>2122</b>	<b>1980</b>	<b>522</b>	<b>511</b>	<b>28</b>	<b>28</b>
2020-21	1153	1153	2096	2096	427	427	14	14
2021-22	1337	1280	2983	2881	466	454	8	8

## **6. INFRASTRUCTURE**

### **6.1 INFRASTRUCTURE FACILITIES IN SCHOOLS - 2021-22**

<b>SL.</b>		<b>S ANDAMAN</b>	<b>N &amp; M ANDAMAN</b>	<b>NICOBAR</b>	<b>TOTAL</b>
<b>1.</b>	Total School	174	184	58	416
<b>2.</b>	School with Building	174	184	58	416
<b>3.</b>	School with Class room	174	184	58	416
<b>4.</b>	Land for Class room	144	165	46	355
<b>5.</b>	Room for Head Master	150	127	42	319
<b>6.</b>	Other Rooms	168	167	54	389
<b>7.</b>	Boys Toilet	174	183	58	415
<b>8.</b>	Girls Toilet	174	184	58	416
	Toilet for CWSN				
	a. Boys	48	25	7	80
<b>9.</b>	b. Girls	43	17	8	68
<b>10</b>	Hand wash facility in toilet	174	184	56	414
<b>11</b>	Drinking Water	174	184	58	416
<b>12</b>	Electricity	173	155	58	386
<b>13</b>	Play Ground	139	138	43	320
<b>14</b>	Ramps	110	97	54	261
<b>15</b>	Medical Check-up	97	132	50	279
<b>16.</b>	Schools with ICT Lab	57	50	18	125
<b>17</b>	Schools with CAL Lab	0	0	0	0
<b>18.</b>	Computers Facility	133	102	30	265
<b>119.</b>	Web Cam	56	30	12	98
<b>20.</b>	Internet Facility	101	68	18	187
<b>212</b>	Library	169	183	58	410

<b>22.</b>	Schools with Boys Hostel	2	9	1	12
<b>23.</b>	Schools with Girls Hostel	2	8	1	11
<b>24.</b>	School with Boundary Wall	137	130	53	320
<b>25.</b>	Water Purifier/RO	120	155	42	317
<b>26.</b>	Book Bank	79	121	18	218
<b>27.</b>	Kitchen Garden	74	103	37	214
	Waste Management:				
	a. Schools with dustbin in Classroom.	173	184	53	410
	b. School with dustbin for toilet waste	164	175	56	395
<b>28.</b>	c. Schools with dustbin for Kitchen waste.	80	134	39	253
<b>29.</b>	Reading corner	108	150	18	276

## 6.2 INFRASTRUCTURE FACILITIES IN ADMINISTRATION SCHOOLS – 2021-22



<b>SL.</b>		<b>S ANDAMAN</b>	<b>N &amp; M ANDAMAN</b>	<b>NICOBAR</b>	<b>TOTAL</b>
<b>1.</b>	Total School	115	159	55	329
<b>2.</b>	School with Building	115	159	55	329
<b>3.</b>	School with Class room	115	159	55	329
<b>4.</b>	Land for Class room	96	142	44	282
<b>5.</b>	Room for Head Master	92	104	39	235
<b>6.</b>	Other Rooms	110	142	51	303
<b>7.</b>	Boys Toilet	113	159	55	327
<b>8.</b>	Girls Toilet	115	159	55	329
	Toilet for CWSN:				
	c. Boys	37	22	7	66
<b>9.</b>	d. Girls	31	15	8	54
<b>10</b>	Hand wash facility in toilet	115	159	53	327
<b>11</b>	Drinking Water	115	159	55	329
<b>12</b>	Electricity	113	131	55	299
<b>13</b>	Play Ground	86	114	41	241
<b>14</b>	Ramps	92	90	53	235
<b>15</b>	Medical Check-up	71	116	49	236
<b>16.</b>	Schools with CAL Lab	0	0	0	0
<b>17.</b>	Schools with ICT Lab	53	48	17	118
<b>18.</b>	Computer facility	54	79	27	160
<b>19.</b>	Web Cam	40	27	11	78
<b>20.</b>	Internet facility	58	50	16	124
<b>21.</b>	Library	114	159	55	328
<b>22.</b>	Schools with Boys Hostel	1	8	0	9
<b>23.</b>	Schools with Girls Hostel	1	7	0	8

<b>24.</b>	School with Boundary Wall	81	109	50	240
<b>25.</b>	Water Purifier/RO	87	136	39	262
<b>26.</b>	Book Bank	46	109	17	172
<b>27.</b>	Kitchen Garden	58	94	36	188
	Waste Management:				
	d. Schools with dustbin in Classroom.	113	158	50	321
	e. School with dustbin for toilet waste	107	151	53	311
<b>28.</b>	f. Schools without dustbin for Kitchen waste.	67	125	38	230
<b>29.</b>	Reading Corner	67	132	17	216

**7.1 DROP-OUT RATE - 2002-03 TO 2021-22**

<b>YEAR</b>	<b>PRIMARY (CLASS I-V)</b>	<b>ELEMENTARY (CLASS I - VIII)</b>	<b>SECONDARY (CLASS I-X)</b>	<b>CLASS IX-X</b>
<b>2002-03</b>	2.31	10.87	24.27	
<b>2003-04</b>	--	11.94	26.61	
<b>2004-05</b>	3.72	10.67	20.26	
<b>2005-06</b>	11.50	11.32	19.15	
<b>2006-07</b>	6.37	11.54	15.52	
<b>2007-08</b>	10.45	8.93	20.45	
<b>2008-09</b>	2.87	3.87	16.87	
<b>2009-10</b>	0.91	5.43	15.01	
<b>2010-11</b>	--	--	9.16	
<b>2011-12</b>	0.87	2.18	4.4	
<b>2012-13</b>	--	0.41	1.11	
<b>2013-14</b>	0.01	0.24	2.87	
<b>2014-15</b>	0.93	0.20	0.99	
<b>2015-16</b>	0.31	--	0.98	
<b>2016-17</b>	1.31	0.32	1.03	
<b>2017-18</b>	--	--	3.67	
<b>2018-19</b>	0.50	0.00	0.42	17.26
<b>2019-20</b>	0.22	0.00	1.08	17.23
<b>2020-21</b>	2.30	1.48	2.65	7.03
<b>2021-22</b>	0.42	3.68	6.83	4.98

**7.2 DISTRICT - WISE DROP OUT RATE - 2021-22**

CATEGORY	S. ANDAMAN	N & M ANDAMAN	NICOBAR	A & N ISLANDS
Primary (Class - I-V)	0.84	0.47	0.00	0.42
Elementary (Class I-VIII)	3.42	4.41	0.00	3.68
Secondary (Class I-X)	5.84	9.23	1.32	6.83

### 7.3 GRADE -WISE PROMOTION & REPETITION RATES - 2021-22

GRADES	PROMOTION RATE			REPETITION RATE		
	BOYS	GIRLS	OVERALL	BOYS	GIRLS	OVERALL
Grade - I	102.47	100.64	101.55	0	0	0
Grade - II	102.93	92.67	97.65	0	0	0
Grade - III	103.51	94.83	99.07	0	0	0
Grade - IV	103.11	94.84	98.90	0	0	0
Grade - V	110.45	92.62	101.18	0	0	0
Primary Level	<b>99.80</b>	<b>99.35</b>	<b>99.58</b>	<b>0</b>	<b>0</b>	<b>0</b>
Grade - VI	97.53	92.82	95.14	0	0	0
Grade - VII	101.35	99.63	100.50	0	0	0
Grade - VIII	100.63	96.67	98.66	0	0	0
U. Primary Level	<b>99.11</b>	<b>98.98</b>	<b>99.05</b>	<b>0</b>	<b>0</b>	<b>0</b>
Grade - IX	102.81	89.05	95.67	0.38	0.25	0.31
Grade - X	104.33	85.03	94.10	0.09	0.0	0.04
Secondary Level	<b>93.84</b>	<b>95.96</b>	<b>94.85</b>	<b>0.20</b>	<b>0.13</b>	<b>0.17</b>

### 7.4 RETENTION RATE - 2021-22

DISTRICT	PRIMARY LEVEL	U. PRIMARY LEVEL	SECONDARY LEVEL
----------	---------------	------------------	-----------------

	<b>BOYS</b>	<b>GIRLS</b>	<b>TOTAL</b>	<b>BOYS</b>	<b>GIRLS</b>	<b>TOTAL</b>	<b>BOYS</b>	<b>GIRLS</b>	<b>TOTAL</b>
<b>S. Andaman</b>	93.38	93.51	93.44	99.25	96.28	97.77	94.51	95.85	95.14
<b>N &amp; M Andaman</b>	97.81	94.41	96.14	98.53	100	99.25	98.16	97.02	97.59
<b>Nicobar</b>	100.38	92.88	96.51	104.44	103.88	104.17	91.76	95.77	93.78
<b>Total</b>	<b>95.12</b>	<b>93.68</b>	<b>94.41</b>	<b>99.51</b>	<b>97.89</b>	<b>98.71</b>	<b>102.81</b>	<b>89.05</b>	<b>95.67</b>

#### 7.5 TRANSITION RATE - 2016-17 TO 2021-22

<b>STAGE</b>	<b>STAGE</b>		<b>TRANSITION RATE</b>					
			<b>2016-17</b>	<b>2017-18</b>	<b>2018-19</b>	<b>2019-20</b>	<b>2020-21</b>	<b>2021-22</b>
<b>Primary</b>	To	Middle	98.22	97.76	98.93	99.59	99.12	101.18
<b>Middle</b>	To	Secondary	99.89	93.72	103.37	106.40	101.59	99.70
<b>Secondary</b>	To	Sr. Secondary	94.10	91.47	73.69	97.05	89.79	94.10

**7.6 PERCENTAGE OF GIRLS TO TOTAL ENROLMENT AND GPI IN ENROLMENT - 2021-22**

DISTRICT	% GIRLS TO TOTAL ENROLMENT			GENDER PARITY INDEX (GPI)		
	PRIMARY	U. PRIMARY	SECONDARY	PRIMARY	U.PRIMARY	SECONDARY
<b>S. Andaman</b>	48.47	48.56	49.10	0.98	0.98	1.00
<b>N &amp; M Andaman</b>	49.32	49.03	49.72	1.02	0.98	0.99
<b>Nicobar</b>	50.61	48.84	50.50	0.99	0.99	1.07
<b>Total</b>	<b>48.88</b>	<b>48.71</b>	<b>49.40</b>	<b>0.99</b>	<b>0.98</b>	<b>1.01</b>

**7.7 GROSS ENROLMENT RATIO (GER) AND NET ENROLMENT RATIO (NER) 2021-22**

TYPE	GROSS ENROLMET RATIO	NET ENROLMENT RATIO
<b>PRIMARY</b>	93.13	84.30
<b>MIDDLE</b>	99.52	77.33
<b>SECONDARY</b>	102.38	69.00
<b>SR.SECONDARY</b>	115.97	71.83
<b>TOTAL</b>	99.78	77.98

**7.8 GROSS ENROLMENT RATIO (GER) AND NET ENROLMENT RATIO (NER)**

YEAR	CHILDREN IN 6-10 AGE GROUP		CHILDREN IN 11-13 AGE GROUP		CHILDREN IN 6-13 AGE GROUP	
	GER	NER	GER	NER	GER	NER
<b>2008-09</b>	102.51	100.00	101.50	100.00	-	-
<b>2009-10</b>	95.30	94.58	96.40	95.30	-	-
<b>2010-11</b>	95.30	94.58	95.57	58.71	-	-
<b>2011-12</b>	94.92	85.45	95.57	58.71	-	-
<b>2012-13</b>	119.49	102.52	113.93	85.28	-	-
<b>2013-14</b>	95.99	82.68	93.81	81.65	-	-
<b>2014-15</b>	92.86	80.54	89.44	69.68	-	-
<b>2015-16</b>	106.45	92.99	102.05	79.93	88.38	74.32
<b>2016-17</b>	107.72	93.57	109.32	87.81	108.32	91.43
<b>2017-18</b>	106.83	93.57	108.75	87.81	107.55	92.59
<b>2018-19</b>	108.99	95.63	113.69	87.38	110.72	92.58
<b>2019-20</b>	102.74	90.90	103.75	81.69	103.12	87.42
<b>2020-21</b>	94.59	85.70	104.41	80.23	98.24	83.67
<b>2021-22</b>	93.13	84.30	99.52	77.33	95.62	81.58

## **8. LIBRARY**

### **8.1 MEMBERSHIP OF STATE LIBRARY**

<b>YEAR</b>	<b>MEN</b>	<b>WOMEN</b>	<b>BOYS</b>	<b>GIRLS</b>	<b>TOTAL</b>
<b>2013-14</b>	12136	3133	4290	4287	23846
<b>2014-15</b>	12352	3213	4522	4469	24556
<b>2015-16</b>	12537	3284	4655	4637	25113
<b>2016-17</b>	12697	3363	4742	4743	25545
<b>2017-18</b>	12848	3433	4820	4849	25950
<b>2018-19</b>	13056	3555	4987	5154	26752
<b>2019-20</b>	13083	3560	5021	5202	26866
<b>2020-21</b>	13078	3555	5020	5041	26694
<b>2021-22</b>	13154	3608	5045	5116	26923



**8.2 NUMBER OF BOOKS, NEWS PAPERS & MAGAZINES IN STATE LIBRARY - 2021-22**

LANGUAGE	2021-22					
	BOOKS AVAILABLE	NEWS PAPER		MAGAZINES		
		DAILY	WEEKLY	WEEKLY	FORTNIGHTLY	MONTHLY
Hindi	3487	2	0	1	1	0
English	3146	5	0	0	1	1
Bengali	272	2	0	0	0	0
Tamil	680	0	0	0	0	0
Malayalam	394	0	0	0	0	0
Telugu	527	0	0	0	0	0
Urdu	57	0	0	0	0	0
Punjabi	73	0	0	0	0	0
Kannada	0	0	0	0	0	0
Marathi	0	0	0	0	0	0
<b>TOTAL</b>	<b>8636</b>	<b>9</b>	<b>0</b>	<b>1</b>	<b>2</b>	<b>1</b>